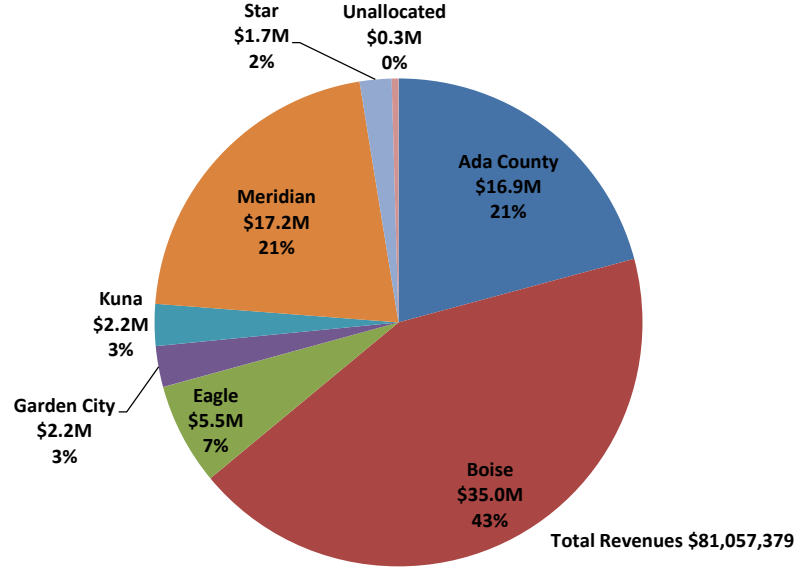


## ACHD Revenue and Expenses by Jurisdiction Fiscal Year 2012

### ACHD Revenue Generated by Jurisdiction



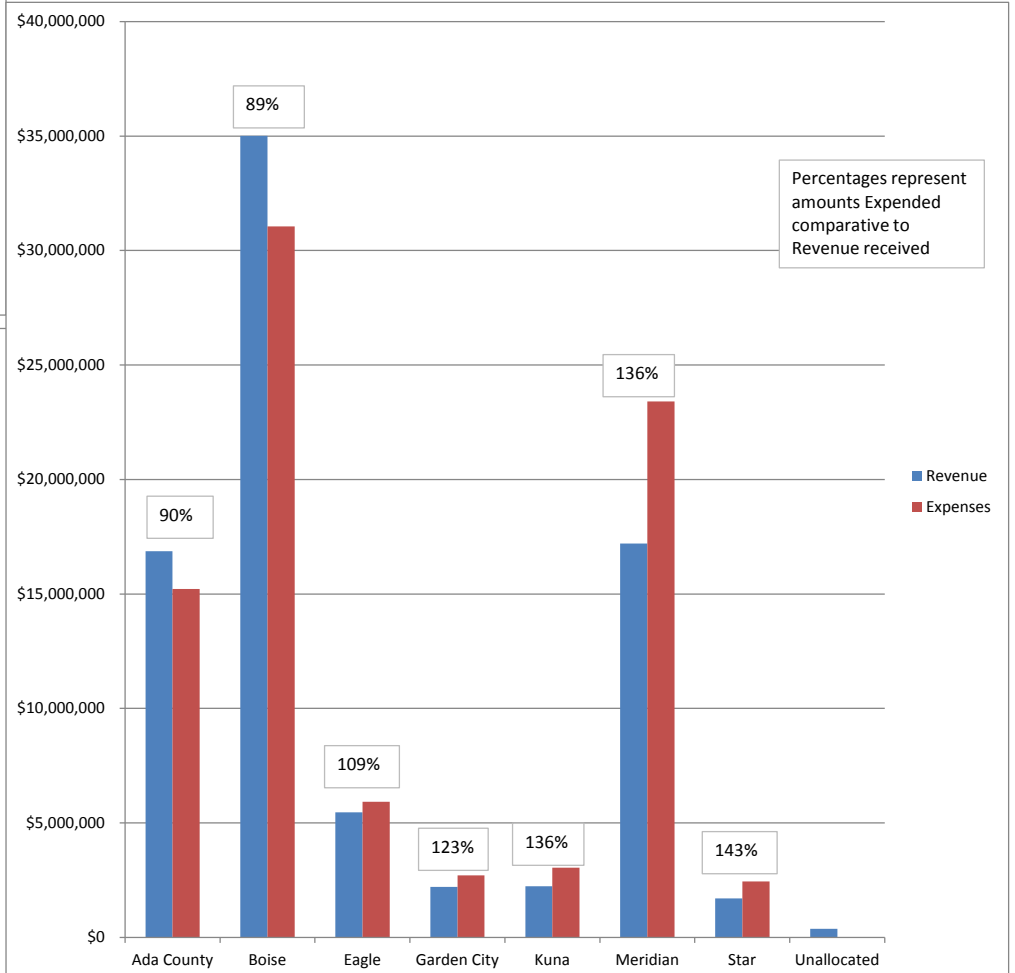
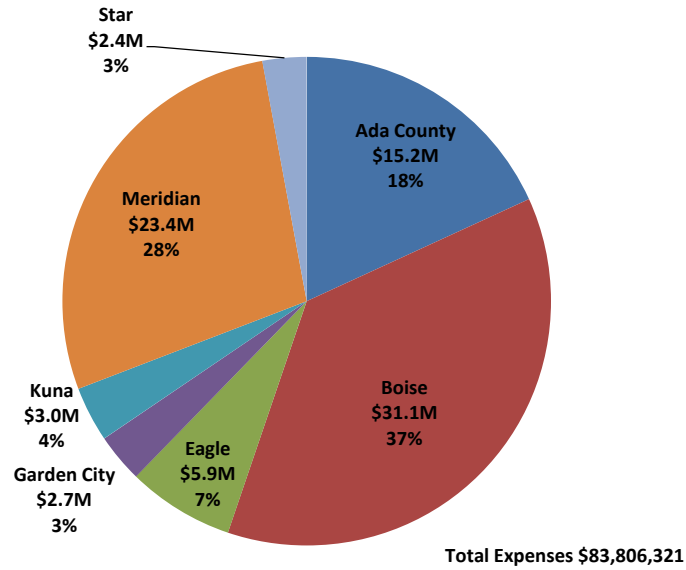
### Development Impact Fees

Ada County	\$1,709,253	13.1%
Boise	\$3,100,380	23.0%
Eagle	\$1,466,614	10.9%
Garden City	\$269,598	2.0%
Kuna	\$582,332	4.3%
Meridian	\$5,521,372	41.0%
Star	\$814,187	6.0%
<b>Total</b>	<b>\$13,463,736</b>	<b>100.0%</b>

### Property Taxes

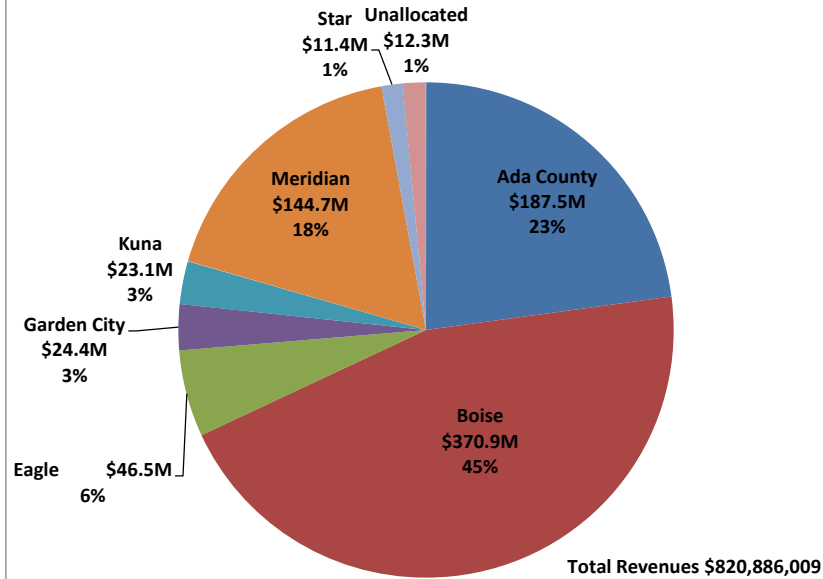
Jurisdiction	Commercial	Residential
Boise	34%	66%
Eagle	15%	85%
Garden City	40%	60%
Kuna	10%	90%
Meridian	30%	70%
Star	9%	91%

### ACHD Expenses by Jurisdiction



## ACHD Revenue and Expenses by Jurisdiction FY2001-FY2012

### ACHD Revenue Generated by Jurisdiction



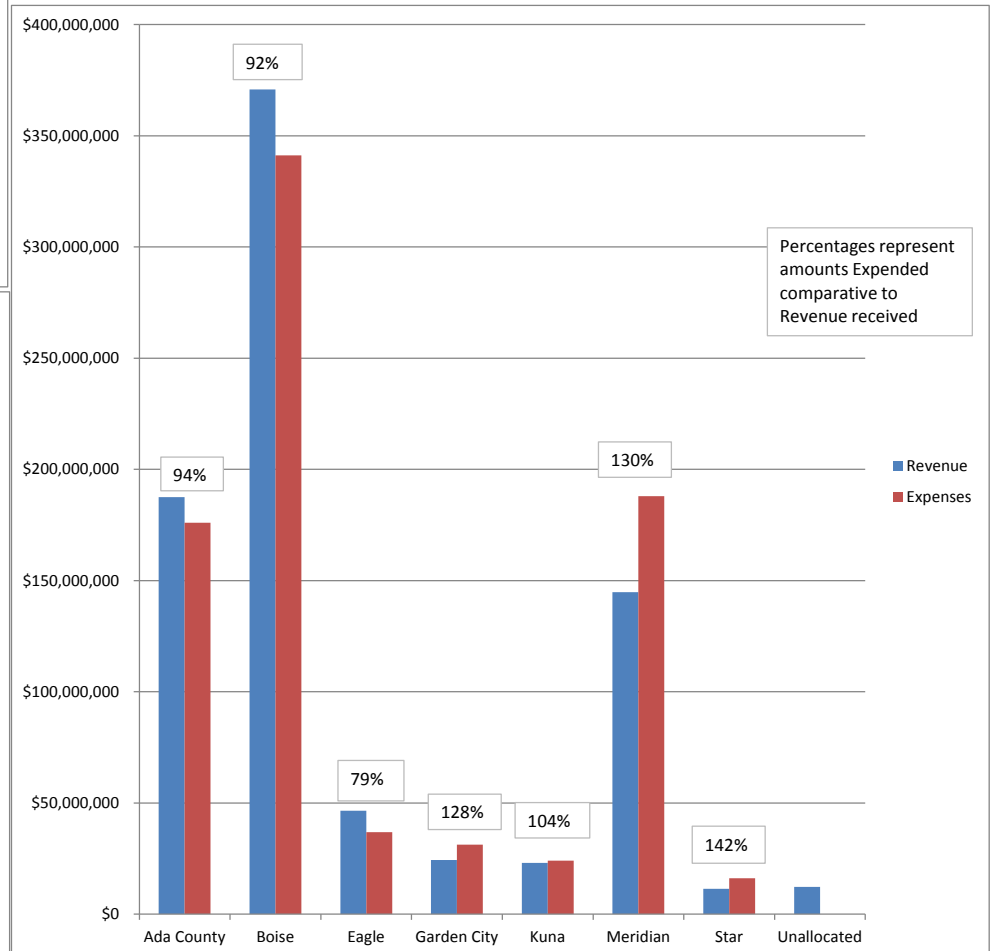
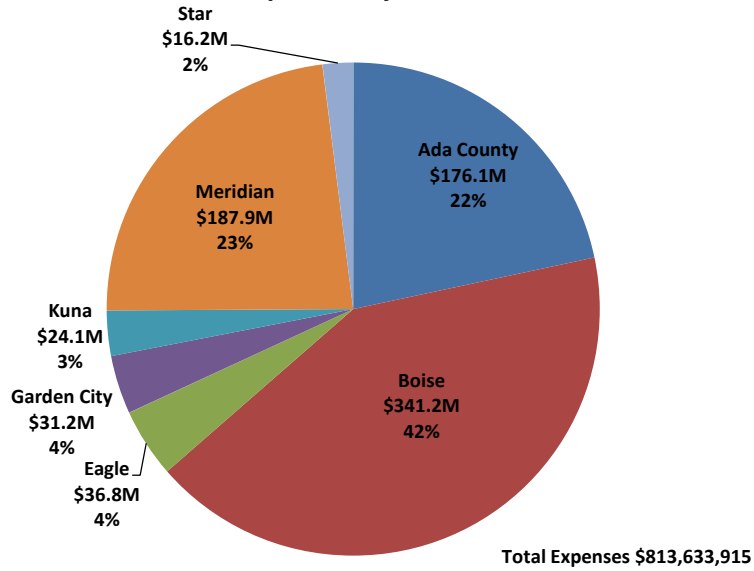
### Development Impact Fees

Ada County	\$20,920,134	18.4%
Boise	\$28,036,210	24.7%
Eagle	\$8,207,762	7.2%
Garden City	\$2,271,336	2.0%
Kuna	\$8,219,039	7.2%
Meridian	\$41,866,287	36.2%
Star	\$4,199,624	3.7%
<b>Total</b>	<b>\$113,720,393</b>	<b>100.0%</b>

### Property Taxes

	Commercial	Residential
Boise	34%	66%
Eagle	14%	86%
Garden City	37%	63%
Kuna	9%	91%
Meridian	28%	72%
Star	8%	92%

### ACHD Expenses by Jurisdiction



### Projected Jurisdictional Split based on FYWP 2013-PD

**2013-PD**

	Revenue	Expenses
Boise	59%	61%
Eagle	7%	8%
Garden City	4%	2%
Kuna	4%	2%
Meridian	23%	27%
Star	2%	1%
Unallocated	2%	0%

