

# Revenue/Expense Summary for Charts

Revenue FY 2016			Expenditures FY 2016		
	Totals			Totals	
Ada County	21% \$22,088,415	\$22,100,000	Ada County	20% \$17,924,210	\$17,900,000
Boise	41% \$42,246,730	\$42,200,000	Boise	51% \$46,242,916	\$46,200,000
Eagle	7% \$7,419,883	\$7,400,000	Eagle	4% \$3,510,138	\$3,500,000
Garden City	2% \$2,499,998	\$2,500,000	Garden City	2% \$1,820,557	\$1,800,000
Kuna	4% \$4,178,467	\$4,200,000	Kuna	4% \$3,986,556	\$4,000,000
Meridian	21% \$22,195,198	\$22,200,000	Meridian	18% \$16,509,830	\$16,500,000
Star	2% \$2,272,531	\$2,300,000	Star	1% \$1,065,556	\$1,100,000
Unallocated	1% \$655,396	\$700,000			
<b>Total</b>	<b>\$103,556,618</b>			<b>\$91,059,763</b>	

FY 2016	Revenue	Expenses	% Expende FY 2016	Revenue	Expenses
Ada County	\$22,088,415	\$17,924,210	81%	Ada County	21%
Boise	\$42,246,730	\$46,242,916	109%	Boise	41%
Eagle	\$7,419,883	\$3,510,138	47%	Eagle	7%
Garden City	\$2,499,998	\$1,820,557	73%	Garden City	2%
Kuna	\$4,178,467	\$3,986,556	95%	Kuna	4%
Meridian	\$22,195,198	\$16,509,830	74%	Meridian	21%
Star	\$2,272,531	\$1,065,556	47%	Star	2%
Unallocated	\$655,396		0%	Unallocated	1%
<b>Total</b>	<b>\$103,556,618</b>	<b>\$91,059,763</b>			<b>0%</b>

2012-2016 Totals			5 year Pie Chart		
Ada County	21% \$94,096,504		Ada County	19% \$84,896,449	
Boise	41% \$184,805,880		Boise	45% \$198,789,459	
Eagle	7% \$31,068,489		Eagle	6% \$27,851,922	
Garden City	3% \$12,138,141		Garden City	3% \$11,541,114	
Kuna	3% \$13,959,592		Kuna	4% \$15,974,221	
Meridian	22% \$97,676,954		Meridian	22% \$98,042,890	
Star	2% \$9,707,591		Star	2% \$7,450,746	
Unallocated	1% \$5,628,338				
<b>Total</b>	<b>\$449,081,490</b>			<b>\$444,546,800</b>	

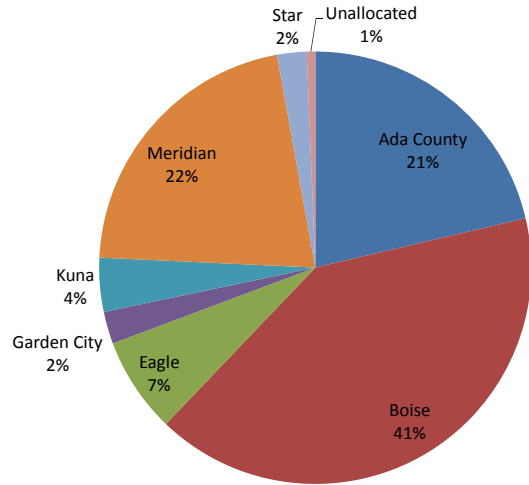
2012-2016	Revenue	Expenses	5 year Pie Chart	Revenue	Expenses
Ada County	\$94,096,504	\$84,896,449	90%	Ada County	21%
Boise	\$184,805,880	\$198,789,459	108%	Boise	41%
Eagle	\$31,068,489	\$27,851,922	90%	Eagle	7%
Garden City	\$12,138,141	\$11,541,114	95%	Garden City	3%
Kuna	\$13,959,592	\$15,974,221	114%	Kuna	3%
Meridian	\$97,676,954	\$98,042,890	100%	Meridian	22%
Star	\$9,707,591	\$7,450,746	77%	Star	2%
Unallocated	\$5,628,338		0%	Unallocated	1%
<b>Total</b>	<b>\$449,081,490</b>	<b>\$444,546,800</b>			<b>0%</b>

2002-2016 Totals			15 year Pie Chart		
Ada County	22% \$249,911,180		Ada County	20% \$225,870,782	
Boise	44% \$492,407,019		Boise	43% \$485,229,795	
Eagle	6% \$69,602,455		Eagle	5% \$57,684,943	
Garden City	3% \$32,741,762		Garden City	3% \$35,434,408	
Kuna	3% \$33,332,360		Kuna	3% \$35,064,046	
Meridian	19% \$218,547,615		Meridian	23% \$257,059,842	
Star	2% \$19,139,387		Star	2% \$20,975,649	
Unallocated	1% \$16,244,136				
<b>Total</b>	<b>\$1,131,925,916</b>			<b>\$1,117,319,465</b>	

2002-2016	Revenue	Expenses	15 year Pie Chart	Revenue	Expenses
Ada County	\$249,911,180	\$225,870,782	90%	Ada County	22%
Boise	\$492,407,019	\$485,229,795	99%	Boise	44%
Eagle	\$69,602,455	\$57,684,943	83%	Eagle	6%
Garden City	\$32,741,762	\$35,434,408	108%	Garden City	3%
Kuna	\$33,332,360	\$35,064,046	105%	Kuna	3%
Meridian	\$218,547,615	\$257,059,842	118%	Meridian	19%
Star	\$19,139,387	\$20,975,649	110%	Star	2%
Unallocated	\$16,244,136		0%	Unallocated	1%
<b>Total</b>	<b>\$1,131,925,916</b>	<b>\$1,117,319,465</b>			<b>2%</b>

## ACHD Revenue and Expenses by Jurisdiction Fiscal Year 2016

### ACHD Revenue Generated by Jurisdiction



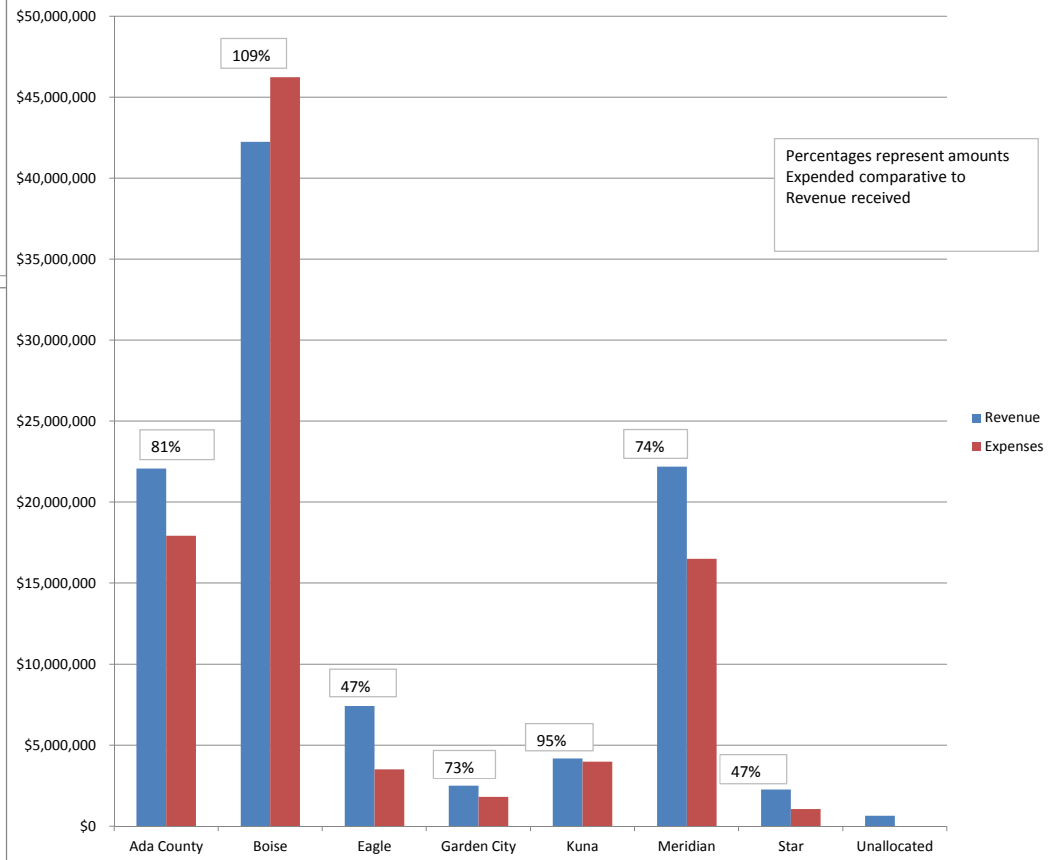
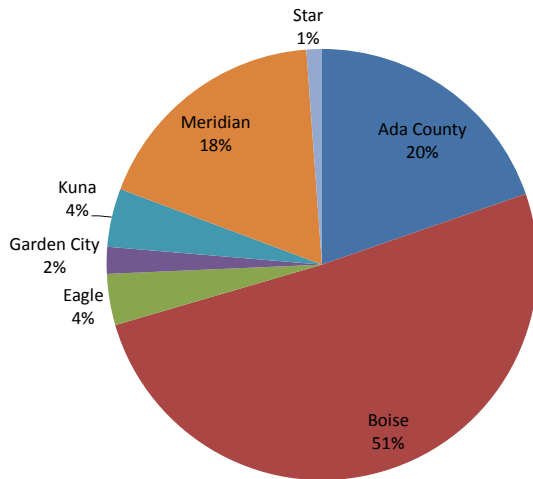
#### Development Impact Fees

Ada County	\$2,238,850	10.1%
Boise	\$7,790,395	35.3%
Eagle	\$2,586,920	11.7%
Garden City	\$513,031	2.3%
Kuna	\$1,141,415	5.2%
Meridian	\$6,934,677	31.4%
Star	\$885,172	4.0%
<b>Total</b>	<b>\$22,090,460</b>	<b>100%</b>

#### Property Taxes

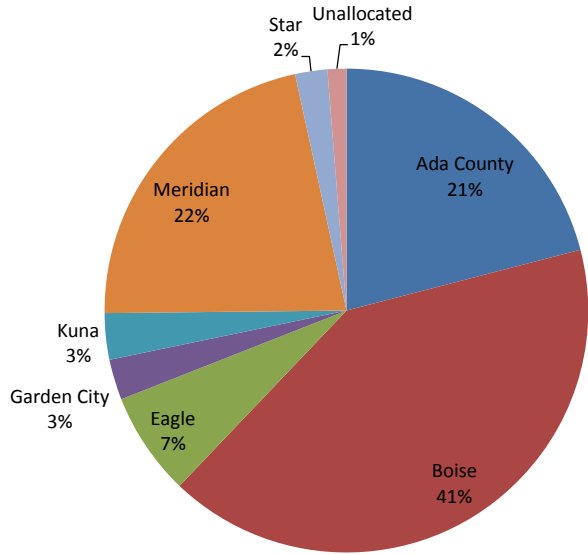
	Commercial	Residential
Boise	29.3%	70.7%
Eagle	12.1%	87.9%
Garden City	35.5%	64.5%
Kuna	8.0%	92.0%
Meridian	26.5%	73.5%
Star	5.6%	94.4%

### ACHD Expenses by Jurisdiction



## ACHD Revenue and Expenses by Jurisdiction FY2012-FY2016

### ACHD Revenue Generated by Jurisdiction



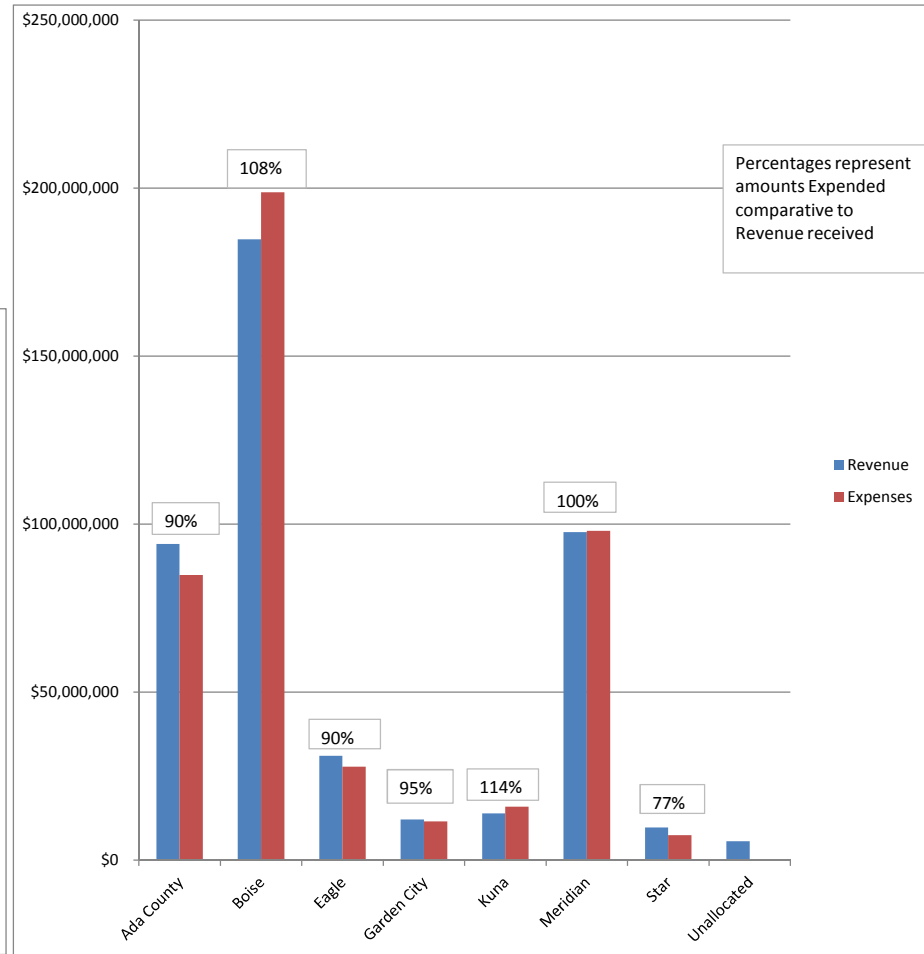
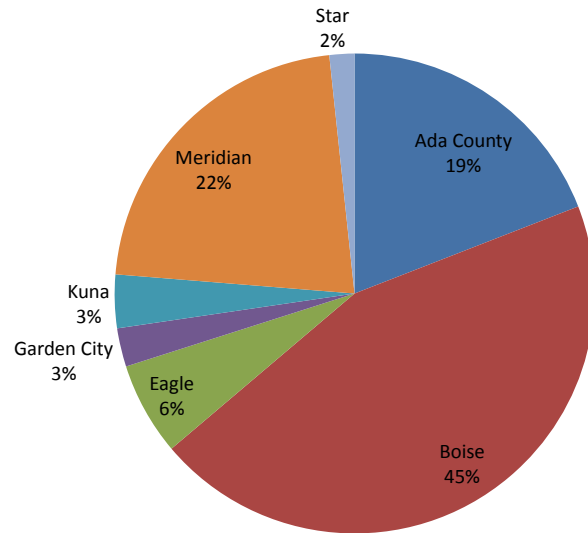
#### Development Impact Fees

Ada County	\$8,780,345	11.7%
Boise	\$20,623,442	27.4%
Eagle	\$8,732,298	5.8%
Garden City	\$1,425,276	2.2%
Kuna	\$3,644,179	4.8%
Meridian	\$27,733,141	36.9%
Star	\$4,261,296	5.7%
<b>Total</b>	<b>\$75,199,977</b>	<b>100.0%</b>

#### Property Taxes

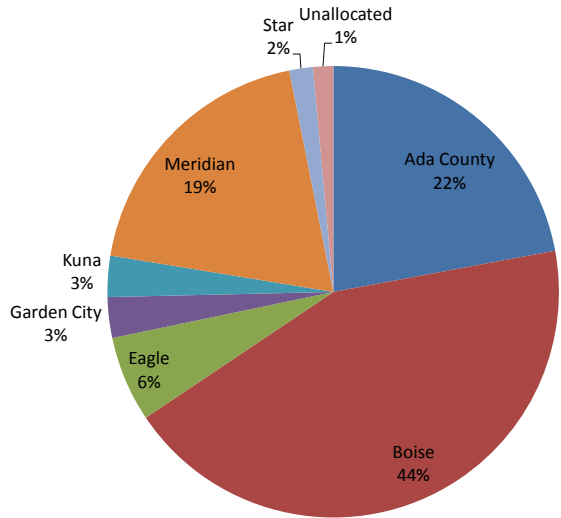
	Commercial	Residential
Boise	31.1%	68.9%
Eagle	13.0%	87.0%
Garden City	36.8%	63.2%
Kuna	8.3%	91.7%
Meridian	27.3%	72.7%
Star	6.9%	93.1%

### ACHD Expenses by Jurisdiction



## ACHD Revenue and Expenses by Jurisdiction FY2002-FY2016

### ACHD Revenue Generated by Jurisdiction



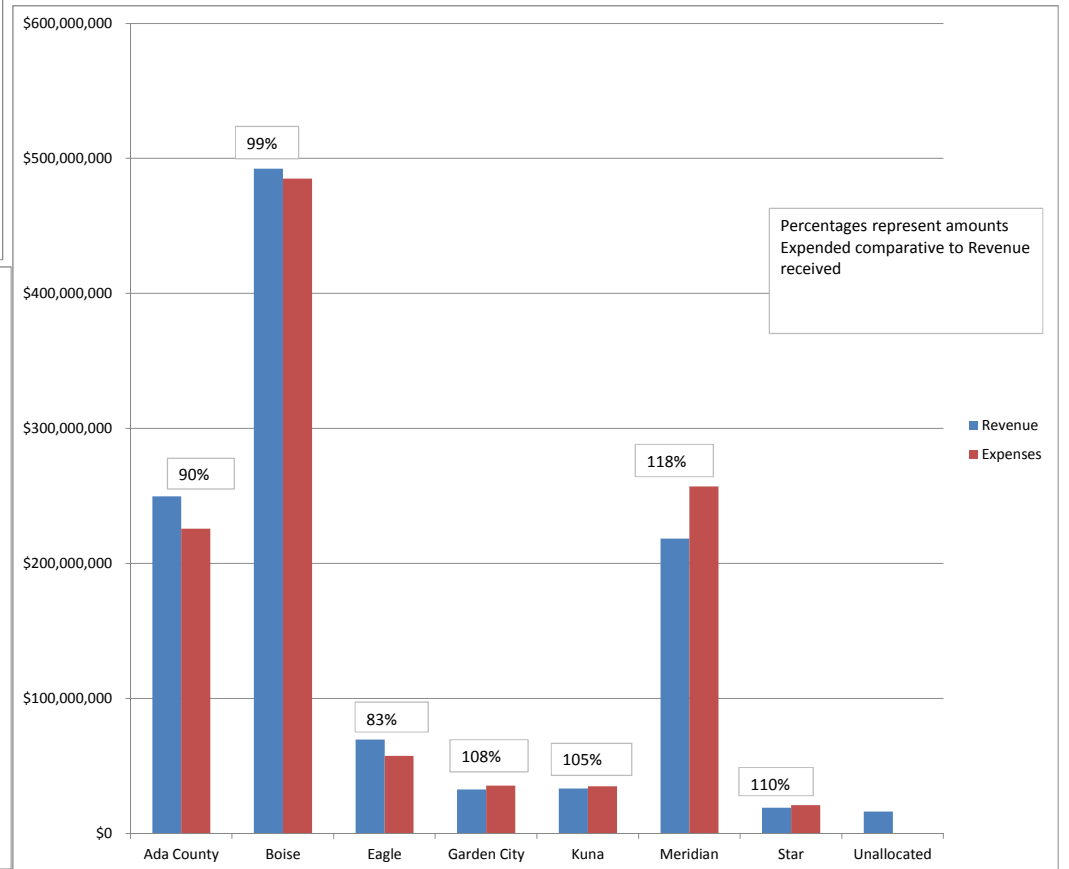
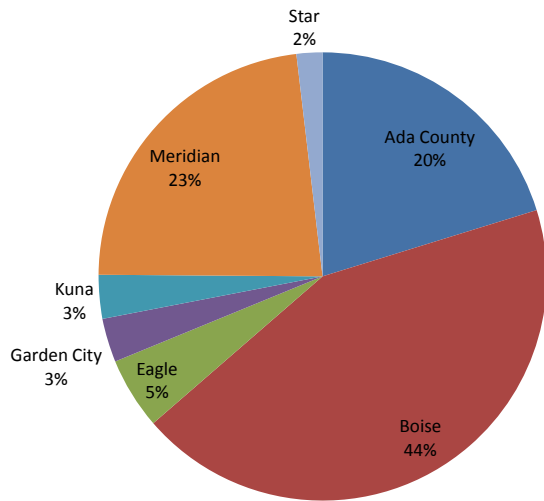
#### Development Impact Fees

Ada County	\$25,681,274	15.7%
Boise	\$40,723,739	24.9%
Eagle	\$14,539,055	8.9%
Garden City	\$3,156,857	1.9%
Kuna	\$10,475,377	6.4%
Meridian	\$61,735,883	36.2%
Star	\$7,540,158	4.6%
<b>Total</b>	<b>\$163,852,343</b>	<b>100.0%</b>

#### Property Taxes

	Commercial	Residential
Boise	32.8%	67.2%
Eagle	13.3%	86.7%
Garden City	37.0%	63.0%
Kuna	8.4%	91.6%
Meridian	27.3%	72.7%
Star	7.5%	92.5%

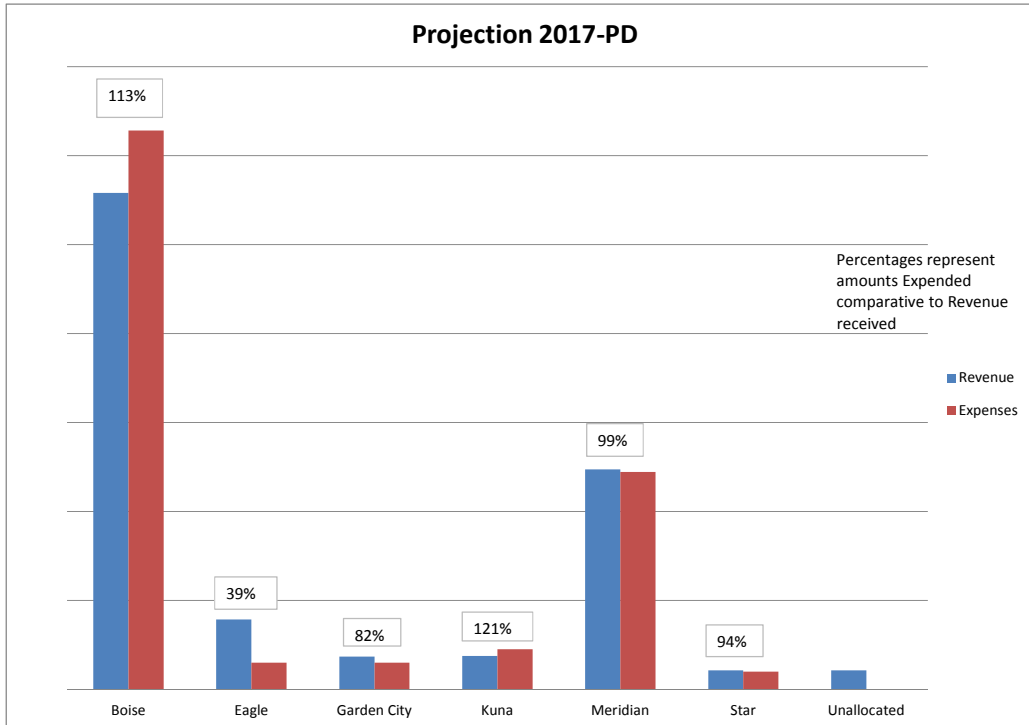
### ACHD Expenses by Jurisdiction



## Projected Jurisdictional Split based on FYWP 2017-PD

2017-PD

	Revenue	Expenses	Exp/Rev
Boise	56%	63%	113%
Eagle	8%	3%	39%
Garden City	4%	3%	82%
Kuna	4%	5%	121%
Meridian	25%	24%	99%
Star	2%	2%	94%
Unallocated	2%	0%	0%



## Projected Jurisdictional Split 2002-PD (incorporating FYWP 2017-PD information)

**2002-PD**

	Revenue	Expenses	Rev/Exp
Boise	56%	57%	101%
Eagle	8%	6%	74%
Garden City	4%	4%	101%
Kuna	4%	4%	103%
Meridian	25%	28%	112%
Star	2%	2%	103%
Unallocated	2%		

