

**SIGN COLOR LEGEND**

- (OB) ORANGE AND BLACK
- (RW) RED AND WHITE
- (BW) BLACK AND WHITE
- (BY) BLACK AND YELLOW
- (RBW) RED, BLACK AND WHITE



R1-1 (RW)



R1-2 (RW)



G20-5aP (OB)



R2-1 (BW)



R2-5 (BW)



R3-1 (RBW)



R3-2 (RBW)



R3-7L (BW)



R3-7R (BW)



W20-1 (OB)




W20-2 (OB)



W20-3 (OB)



W20-4 (OB)



CENTER W9-3 (OB)



W20-7 (OB)




W21-5 (OB)



G20-2 (OB)



W1-3R (OB)



W1-3L (OB)



W1-4R (OB)




W1-4L (OB)



W4-2R (OB)



W4-2L (OB)



W6-3 (OB)



W13-1 (OB)



R3-5L (BW)



R3-5R (BW)



R4-7 (BW)



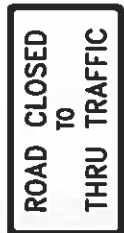
R4-8 (BW)



R11-2 (BW)



R11-3a (BW)



R11-4 (BW)



W3-4 (OB)



M4-9L (OB)



M4-9R (OB)



M4-8a (OB)



W5-1 (OB)



W11-2 (OB)



R9-9 (BW)



R9-11 (BW)



M4-9b (OB)



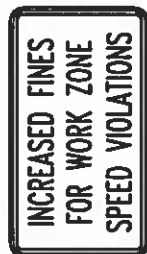
R9-11a (BW)



R9-10 (BW)



W3-5 (OB)



R2-6 (BW)



NO.	DATE	BY	REVISIONS
1	1/2/2014	OB	Added 12-4 and 12-5 signs
2			
3			
4			
5			

SIGNATURES			
Drawn By:	Checked By:	Designed By:	Approved By:
Date:	Print Name:	Signature:	Signature:
1/2/2014			

Typical Construction Signs

STANDARD DETAIL NO. TC-01