
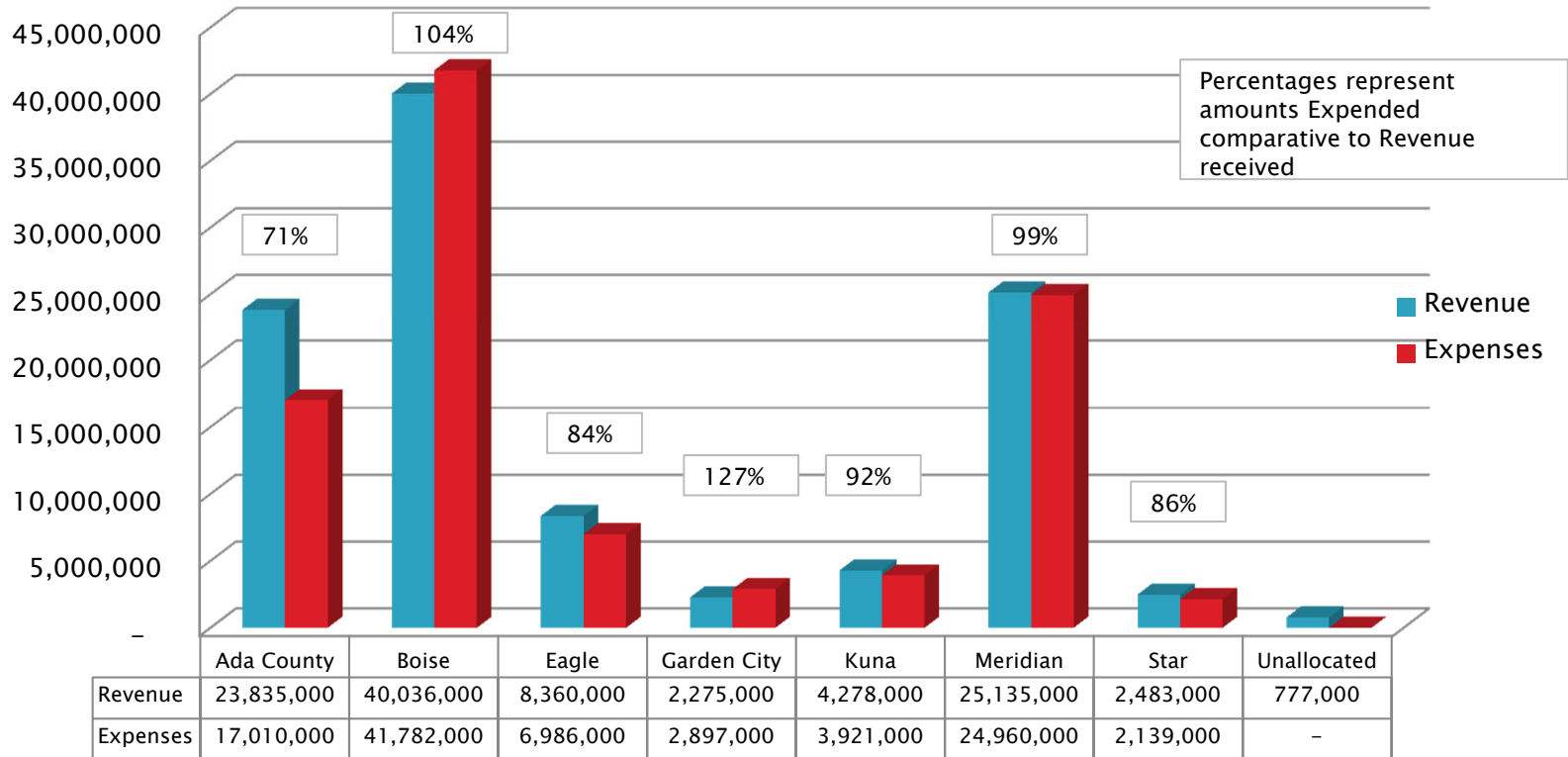




FY2017



Revenue and Expense Comparison




Development Impact Fees		
Ada County	\$1,554,444	7.9%
Boise	\$4,300,143	21.9%
Eagle	\$2,587,127	13.2%
Garden City	\$165,049	0.8%
Kuna	\$1,461,328	7.4%
Meridian	\$8,571,946	43.6%
Star	\$1,023,258	5.2%
Total	\$19,663,295	100%

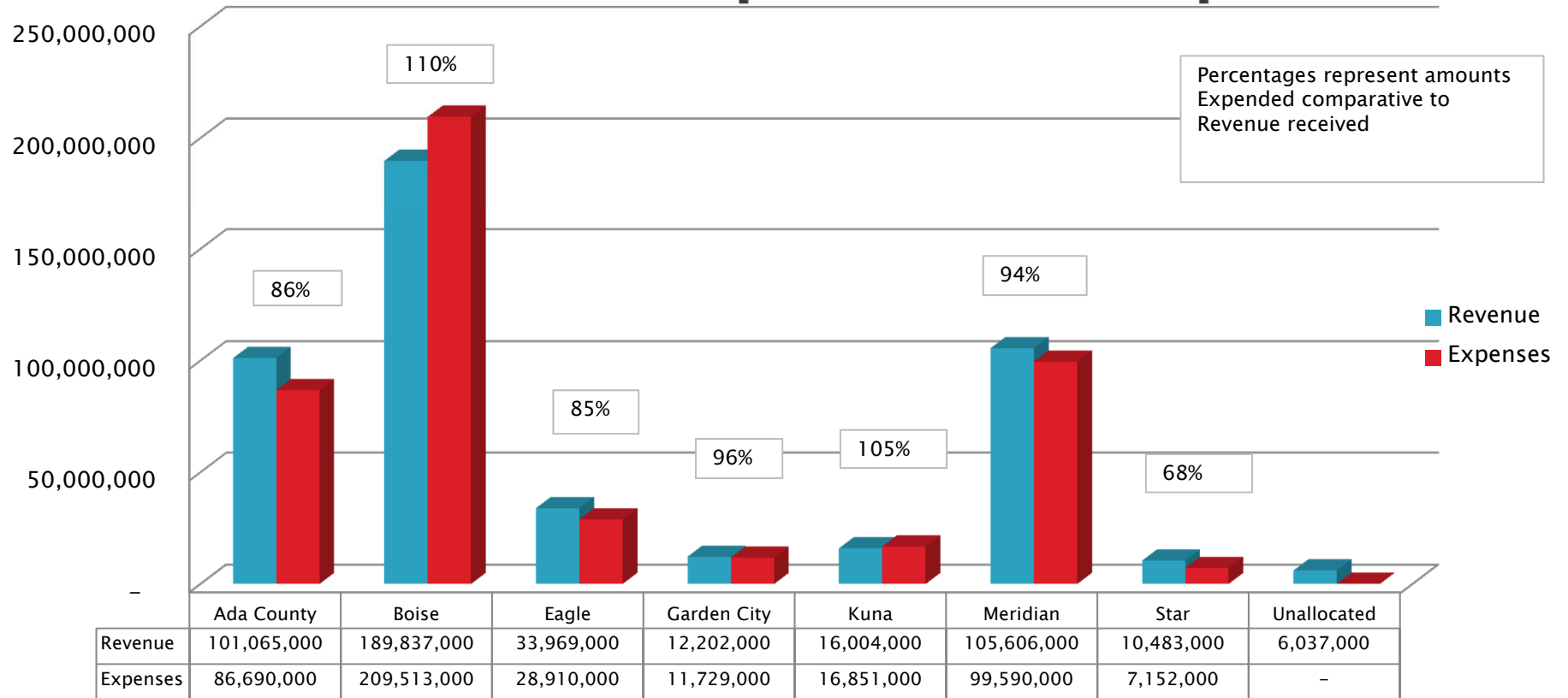
Property Taxes	Commercial	Residential
Boise	28%	72%
Eagle	11%	89%
Garden City	36%	64%
Kuna	7%	93%
Meridian	26%	74%
Star	6%	94%



FY2013-FY2017




Revenue and Expense Comparison



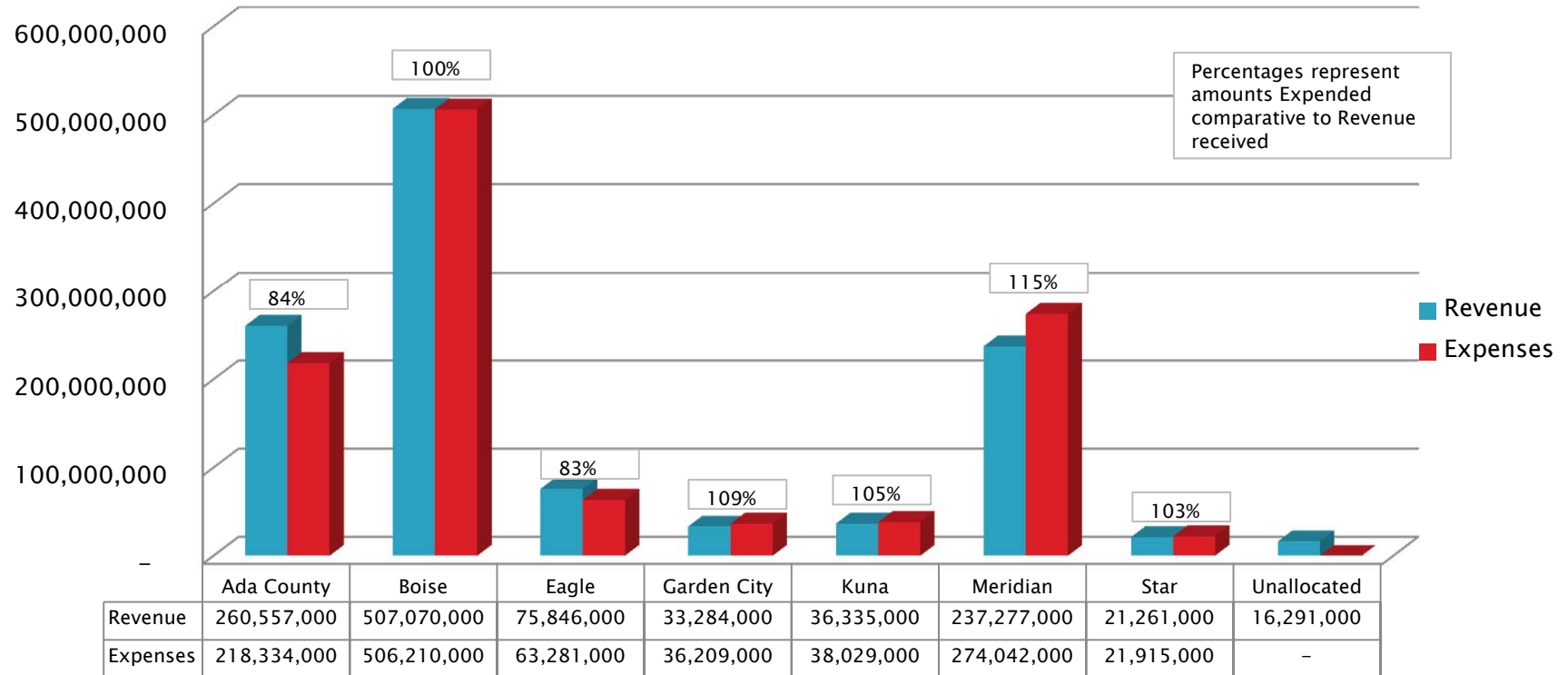
Development Impact Fees		
Ada County	\$8,625,536	10.6%
Boise	\$21,823,206	26.8%
Eagle	\$9,852,811	12.1%
Garden City	\$1,320,727	1.6%
Kuna	\$4,523,174	5.6%
Meridian	\$30,783,715	37.8%
Star	\$4,470,367	5.5%
Total	\$81,399,535	100%

Property Taxes	Commercial	Residential
Boise	30%	70%
Eagle	12%	88%
Garden City	36%	64%
Kuna	8%	92%
Meridian	27%	73%
Star	6%	94%





FY2003-FY2017

Revenue and Expense Comparison

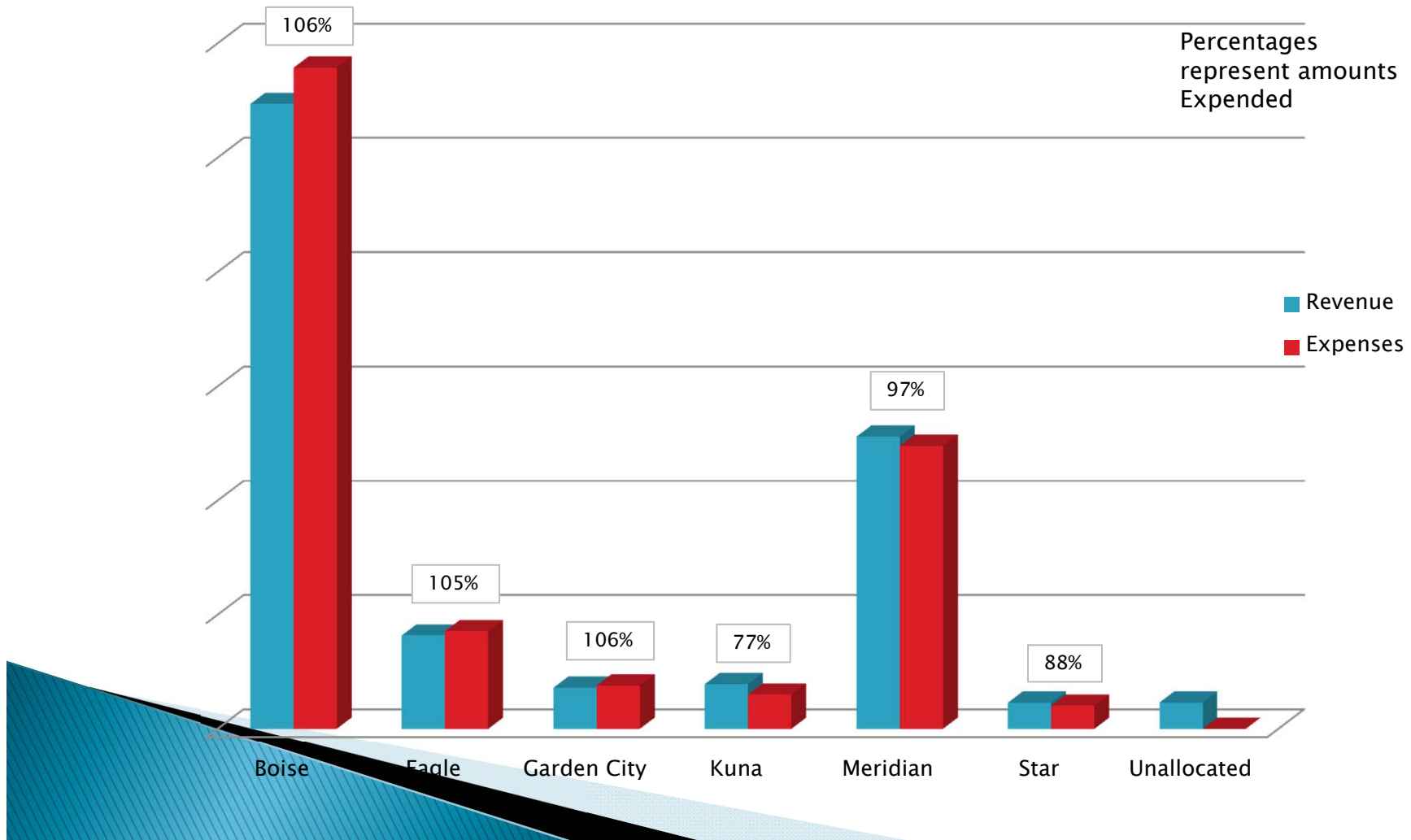




Development Impact Fees		
Ada County	\$26,242,615	14.7%
Boise	\$43,582,866	24.4%
Eagle	\$16,812,868	9.4%
Garden City	\$3,092,294	1.7%
Kuna	\$11,468,431	6.4%
Meridian	\$69,198,225	38.7%
Star	\$8,510,254	4.8%
Total	\$178,907,555	100%

Property Taxes	Commercial	Residential
Boise	32%	68%
Eagle	13%	87%
Garden City	37%	63%
Kuna	8%	92%
Meridian	27%	73%
Star	7%	93%



Projected Jurisdictional Split based on IFYWP 2018–Preliminary Development





Projected Jurisdictional Split 2002 - PD (including IFYWP 2017-PD information)

