














Why do you use downtown streets? (Choose all that apply)

		Response Percent	Response Count
Work downtown		45.6%	5,133
Live downtown		11.5%	1,295
Commute through downtown		55.0%	6,187
Shopping, dining and recreation		74.5%	8,381
I own/operate a business downtown adjacent to Capitol, Main and/or Idaho		3.5%	397
I own/operate a business in the downtown area		4.2%	475
I rarely travel downtown		2.1%	232
		answered question	11,251
		skipped question	41







Which street(s) did you use? (Choose all that apply)

		Response Percent	Response Count
Capitol Boulevard		86.7%	9,742
Main Street		92.6%	10,414
Idaho Street		83.8%	9,420
		answered question	11,242
		skipped question	50



How did you travel on the street(s)? (Choose all that apply)

		Response Percent	Response Count
Motorist		89.5%	10,059
Bicyclist		43.9%	4,935
Pedestrian		48.1%	5,402
		answered question	11,240
		skipped question	52







How would you rate your experience using Capitol Boulevard?

		Response Percent	Response Count
Excellent		17.4%	1,860
Very Good		17.0%	1,819
Good		16.6%	1,780
Fair		17.1%	1,828
Poor		28.2%	3,021
NA		5.0%	536
		answered question	10,702
		skipped question	590



Do you support making the new street configuration permanent on Capitol Boulevard?

		Response Percent	Response Count
Yes		45.1%	4,851
No		55.0%	5,911
		answered question	10,751
		skipped question	541







How would you rate your experience using Idaho Street?

		Response Percent	Response Count
Excellent		18.8%	1,987
Very Good		16.7%	1,765
Good		15.9%	1,676
Fair		16.5%	1,743
Poor		28.0%	2,956
NA		4.9%	519
		answered question	10,569
		skipped question	723



Do you support making the new street configuration permanent on Idaho Street?

		Response Percent	Response Count
Yes		45.8%	4,838
No		54.3%	5,743
		answered question	10,572
		skipped question	720

How would you rate your experience using Main Street?

		Response Percent	Response Count
Excellent		19.3%	2,026
Very Good		16.1%	1,693
Good		14.4%	1,515
Fair		14.6%	1,531
Poor		32.9%	3,465
NA		3.4%	353
		answered question	10,522
		skipped question	770

Do you support making the new street configuration permanent on Main Street?

		Response Percent	Response Count
Yes		44.6%	4,708
No		55.5%	5,857
		answered question	10,550
		skipped question	742