








LEGEND

- | | | | |
|---|-------------------------|--|----------------------------------|
|  P/L | EXISTING RIGHT OF WAY |  | PROPOSED SIDEWALK, CURB & GUTTER |
|  R/W | PROPOSED RIGHT OF WAY |  | PROPOSED ASPHALT ROADWAY |
|  | PROPOSED RETAINING WALL |  | PROPOSED DRIVE APPROACH |
|  | PROPOSED MEDIAN CURB | | |

MAPLE GROVE, VICTORY TO OVERLAND

