



Garden City

Proposed Projects

*Neighborhood Plan:
Last updated - 2020*

2024 Construction Projects - *Funded*

Project Name	Project Type	Design Year	Right-of-Way Year	Total Project Costs**	Improvement Type(s):				
					Pedestrian Facilities	ADA Facilities	Bike Facilities	Vehicular Capacity	Maintenance
37th St Bridge #1441, 350' SW/O Adams St	Bridge	2021	2022	\$286,000			-	-	
Maintenance Crack Seal (2023)	Maintenance	N/A	N/A	533000	-	-	-	-	

2025 Planned Construction Projects - *Unfunded**

*Status for Unfunded projects are subject to change depending on available funding

Project Name	Project Type	Design Year	Right-of-Way Year	Total Project Costs**	Improvement Type(s):				
					Pedestrian Facilities	ADA Facilities	Bike Facilities	Vehicular Capacity	Maintenance
Cul-de-Sac Pavement Treatment (2025)	Maintenance	N/A	N/A	\$440,000	-	-	-	-	
Cul-de-Sac Repair (2025)	Maintenance	N/A	N/A	\$420,000	-	-	-	-	
Maintenance Slurry Seal (2025) Pilot Program	Maintenance	N/A	N/A	\$1,000,000	-	-	-	-	
State St and Pierce Park Ln - <i>Includes roadway improvements</i>	Intersection	2018-2022	2022-2024	\$8,195,000					-
US 20/26 (Chinden Blvd) and 43rd St Pedestrian Crossing	Community	2022-2024	2024	\$454,000				-	-

2026 Planned Construction Projects - *Unfunded**

*Status for Unfunded projects are subject to change depending on available funding

Project Name	Project Type	Design Year	Right-of-Way Year	Total Project Costs**	Improvement Type(s):				
					Pedestrian Facilities	ADA Facilities	Bike Facilities	Vehicular Capacity	Maintenance
Maintenance Crack Seal (2026)	Maintenance	N/A	N/A	\$870,000	-	-	-	-	

Project Name	Project Type	Design Year	Right-of-Way Year	Total Project Costs**	Improvement Type(s):				
					Pedestrian Facilities	ADA Facilities	Bike Facilities	Vehicular Capacity	Maintenance

2027 Planned Construction Projects - *Unfunded**

*Status for Unfunded projects are subject to change depending on available funding







Project Name	Project Type	Design Year	Right-of-Way Year	Total Project Costs**	Improvement Type(s):				
					Pedestrian Facilities	ADA Facilities	Bike Facilities	Vehicular Capacity	Maintenance
Osage St, 33rd St / 32nd St	Storm Drainage	N/A	N/A	\$147,000	-	-	-	-	

2028 Planned Construction Projects - *Unfunded**

*Status for Unfunded projects are subject to change depending on available funding

Project Name	Project Type	Design Year	Right-of-Way Year	Total Project Costs**	Improvement Type(s):				
					Pedestrian Facilities	ADA Facilities	Bike Facilities	Vehicular Capacity	Maintenance
32nd St, US 20/26 (Chinden Blvd) / Clay St	Community	2022-2024	2026	\$667,000			-	-	-
Clay St, 34th St / 32nd St	Community	2023-2024	2026	\$814,000			-	-	-
Clay St, 37th St / 34th St	Community	2023-2024	2026	\$1,406,000			-	-	-
Cul-de-Sac Pavement Treatment (2028)	Maintenance	N/A	N/A	\$500,000	-	-	-	-	
Cul-de-Sac Repair (2028)	Maintenance	N/A	N/A	\$500,000	-	-	-	-	

Future Construction Projects

Project Name	Project Type	Design Year	Right-of-Way Year	Total Project Costs**	Improvement Type(s):				
					Pedestrian Facilities	ADA Facilities	Bike Facilities	Vehicular Capacity	Maintenance
33rd St, Brown St / US 20/26 (Chinden Blvd) (Garden City East Improvements B)	Community	2027-2028	Future	\$965,000			-	-	-
33rd St, US 20/26 (Chinden Blvd) / Greenbelt (Garden City East Improvements B)	Community	2027-2028	Future	\$1,064,000			-	-	-
34th St, US 20/26 (Chinden Blvd) / Clay St (Garden City East Improvements A)	Community	2025-2026	2027	\$662,000			-	-	-

Project Name	Project Type	Design Year	Right-of-Way Year	Total Project Costs**	Improvement Type(s):				
					Pedestrian Facilities	ADA Facilities	Bike Facilities	Vehicular Capacity	Maintenance
35th St, Brown St / US 20/26 (Chinden Blvd) (Garden City East Improvements A)	Community	2025-2026	2027	\$446,000			-	-	-
35th St, US 20/26 (Chinden Blvd) / Greenbelt (Garden City East Improvements A)	Community	2025-2026	2027	\$1,095,000			-	-	-
38th St, south end / Adams St (Access to Opportunity) - <i>Includes pedestrian crossing at US 20/26 (Chinden Blvd)</i>	Community	2024-2026	2027-2028	\$3,975,000			-	-	-
40th St, south end / US 20/26 (Chinden Blvd) (Access to Opportunity)	Community	2024-2026	2027-2028	\$2,175,000			-	-	-
40th St, US 20/26 (Chinden Blvd) / Boise River (Access to Opportunity)	Community	2024-2026	2027-2028	\$2,685,000			-	-	-
43rd St Bikeway Connection, Ustick Rd / Greenbelt (Access to Opportunity)	Community	2024-2026	2027	\$811,000				-	-
43rd St, US 20/26 (Chinden Blvd) / Boise River (Access to Opportunity)	Community	2024-2026	2027-2028	\$1,702,000			-	-	-
43rd St, Ustick Rd / US 20/26 (Chinden Blvd) (Access to Opportunity)	Community	2024-2026	2027-2028	\$1,354,000			-	-	-
Adams St, 49th St / 37th St - <i>Concept Study in 2028</i>	Community	Future	Future	\$120,000					-
Arney Ln, Riverside Dr / SH 44 (State St) (Garden City West Improvements B)	Community	2026-2027	2028	\$484,000			-	-	-
Glenwood St, Spaulding Ranch Park / US 20/26 (Chinden Blvd) (Access to Opportunity)	Community	2024-2026	2027-2028	\$4,259,000			-	-	-
Kent St, US 20/26 (Chinden Blvd) / Alworth St (Access to Opportunity)	Community	2024-2026	2027	\$1,087,000			-	-	-
Marigold St Bikeway, Garrett St / Greenbelt	Community	Future	Future	\$70,000	-	-		-	-
Osage St, 32nd St / 46th St (Garden City East Improvements B)	Community	Future	Future	\$40,000				-	-
Riverside Dr, Strawberry Glenn Rd / Glenwood St (Garden City West Improvements B)	Community	2026-2027	2028	\$514,000			-	-	-

Project Name	Project Type	Design Year	Right-of-Way Year	Total Project Costs**	Improvement Type(s):				
					Pedestrian Facilities	ADA Facilities	Bike Facilities	Vehicular Capacity	Maintenance
State St and Glenwood St	Intersection	Future	Future	\$17,200,000					
State St, Pierce Park Ln / Collister Dr	Livable Streets	Future	Future	\$7,682,000					
Stockton St, 32nd St / 45th St (Garden City East Improvements B)	Community	Future	Future	\$40,000				-	-
Thurman Mill Bridge Projects Water Quality Mitigation	Environmental	2020	2021	\$220,000	-	-	-	-	
Ustick Rd and 43rd St Pedestrian Crossing (Access to Opportunity)	Community	2024-2026	2027	\$327,000				-	-
US 20/26 (Chinden Blvd) and 50th St Pedestrian Crossing (Access to Opportunity)	Community	2024-2026	2027-2028	\$328,000			-	-	-
US 20/26 (Chinden Blvd) and Coffey St Pedestrian Crossing (Garden City West Improvements B)	Community	Future	Future	\$454,000			-	-	-

** Total Project Costs include costs in the 2024-2028/Future years only. No prior costs included.