

AMERICANS WITH DISABILITIES ACT (ADA) ACHD ADA ANNUAL REPORT 2022

December 2023

Table of Contents

Background	3
Purpose and Methodology	4
2022 System Improvements: Repairs	5
Table 1: ACHD-Funded and Completed Sidewalk Repair Projects in 2022	5
Table 2: ACHD-Funded and Completed Curb Ramp Repair Projects in 2022	5
2022 System Improvements: New Construction	6
Table 3: Combined New Sidewalk and New Curb Ramp Completion for 2022	6
Table 4: Pedestrian Signal Updates and New Construction for 2022	6
Sidewalk and Curb Ramps Updated Summary Tables	7
Table 5: Remaining Sidewalk Barrier Summary by Rank.....	7
Table 6: Remaining Sidewalk Barrier Summary and Transition Plan Phasing Schedule	7
Table 7: Remaining Curb Ramp Barrier Summary by Rank	8
Table 8: Remaining Sidewalk Barrier Summary and Transition Plan Phasing Schedule	8
Conclusion	9
Table 9: Summary of Progress of Sidewalk and Curb Ramp Facilities	9
Appendix A: Sidewalks Matrix, Description, Projects Map and Projects Completed	11
Table A1: Sidewalk Priority Matrix - ADA 35.150(d) Geospatial Proximity Priorities	11
Table A2: 2022 Sidewalk Repairs and Installments by ACHD	14
Appendix B: Curb Ramps Matrix, Description, Projects Map and Projects Completed	59
Table B1: Curb Ramp Priority Matrix - ADA 35.150(d) Geospatial Proximity Priorities	59
Table B2: 2022 Curb Ramp Repairs and Installments by ACHD	62
Appendix C: Pedestrian Pushbuttons Projects Map and Projects Completed	66
Table C1: 2022 Pedestrian Pushbutton Repairs and Installments	66

Background

The Americans with Disabilities Act (ADA) provides comprehensive civil rights protections to persons with disabilities in the areas of employment, state and local government services, and access to public accommodations, transportation, telecommunications, and other public facilities, including sidewalks and curb ramps.

There are five statutory titles to the ADA. This document focuses on reporting ACHD efforts regarding Title II. Title II prohibits state and local governments from discriminating against persons with disabilities by requiring all programs, services, and activities to be accessible to persons with disabilities. It requires a public entity to evaluate its services, programs, policies, practices, and facilities to determine whether they comply with the nondiscrimination requirements of the ADA. The ADA requires preparation of a transition plan to describe any structural or physical changes required to make programs accessible. The transition plan outlines the methods by which physical or structural changes will be made to comply with the nondiscrimination policies described in Title II.

With a primary emphasis on addressing federal pedestrian planning guidelines and the regulatory requirements of the ADA, the ACHD Commission adopted the Pedestrian Bicycle Transition Plan (PBTP) on December 14, 2005. In 2018 The PBTP was comprehensively updated, renamed as the ADA Transition Plan, and adopted by the ACHD Commission on December 12, 2018. The ACHD ADA Transition Plan is intended to accommodate the most recent ADA policies and rules to aid in providing a comprehensive program that enhance the Ada County pedestrian experience.

ACHD has jurisdiction and responsibility for all public roads and streets within Ada County, Idaho, except state highways and interstate freeways. Under Idaho law, pedestrian (typically sidewalks) and bicycle system components of most public streets also fall within ACHD's jurisdiction.

Purpose and Methodology

ACHD works diligently to plan, develop, and construct improvements to the pedestrian system that bring the sidewalks, curb ramps, and pedestrian signals in Ada County into compliance with the ADA. The primary purpose of this Annual Report is to describe the improvements to the pedestrian system that occurred in 2022. Additional sections describe the remediation of other ADA barriers.

Methods

ACHD maintains a comprehensive pedestrian facility GIS database. The database is a record of information about the physical condition of features and criteria necessary for updating the features, which informs project prioritization and scheduling. As projects are completed and repairs are made to the pedestrian right-of-way in Ada County, ACHD catalogs the improvements and updates the database to reflect these changes.

Additionally, ACHD has a formal grievance procedure regarding ADA Title II complaints from citizens. This includes submission of a complaint, often through writing, and subsequent meetings between the complainant and the ACHD ADA Coordinator to reach a solution. Projects undertaken in response to complaints are classified as high priorities. During 2022, ACHD received 16 (sixteen) grievances regarding the public right-of-way, programs, services, and buildings.

New and Upgraded Facilities

Due to system growth the length of sidewalks and number of curb ramps in Ada County and its six cities grows every year. Existing facilities are also upgraded to meet current standards. Sidewalks and curb ramps are either newly constructed or upgraded through one of the following programs or activities:

- Large scale ACHD “Capital Projects” such as roadway expansion and maintenance;
- Smaller scale ACHD “Community Programs Projects”;
- ACHD’s citizen driven “Safe Sidewalk Program”;
- Private development through residential and commercial subdivisions; and
- Miscellaneous commercial and residential building permits.

ACHD works closely with developers to ensure that the pedestrian facilities constructed with private funds are ADA compliant. ACHD inspectors visually inspect and sign off on all improvements in the right-of-way prior to acceptance of the improvements.

2022 System Improvements

Sidewalks

In 2022, ACHD repaired over 57.6 miles of substandard sidewalks. Table 1 below illustrates the total mileage of sidewalk repairs for 2022. ACHD considers a priority ranking system to determine a schedule for repairing and replacing sidewalks. Priority is determined through consideration of both the location of the element and the physical condition of the element; elements receiving citizen complaints are considered high priority. Further information about the ranking system, project details, and maps for sidewalks can be found in Appendix A. Through Capital Projects and the Safe Sidewalk Program, a comprehensive assessment of all pedestrian facilities, including sidewalks and curb ramps, is conducted to identify deficiencies in the project area.

Table 1: Sidewalks Repaired in 2022

Rank	Sidewalk Miles
High Priority	9.5
Medium Priority	9.0
Low Priority	39.1
Total	57.6

Table 2: New and Upgraded Sidewalks in 2022

Project Owner	Sidewalk Miles
Completed by ACHD	11.2
Completed by Private	163.2
Total	174.4

Curb Ramps

Through its projects, maintenance activities and sidewalk repair program, ACHD replaced or upgraded 62 pedestrian ramps to bring them into compliance with current ADA standards, as shown in Table 3. Further information about the ranking system, project details, and maps for curb ramps can be found in Appendix B.

Table 3: ACHD New and Upgraded Curb Ramps

Rank	Curb Ramp Count
High Priority	8
Medium Priority	13
Low Priority	41
No Deficiencies Identified (New)	317
Total	379

2022 System Improvements: New Construction

ACHD also relies on private development to improve the compliance status of the pedestrian right-of-way in Ada County. In 2022, private developers installed 163.2 miles of new sidewalks in Ada County. During the same period, private development installed a total of 2,525 pedestrian ramps across Ada County. ACHD ensures, through inspections, that the design and construction of sidewalk and curb ramp meets ADA requirement and obligations under Title II for new construction.

Pedestrian Signals

In 2020, ACHD completed its first ADA pedestrian signals inventory. The new inventory follows the same categorizations adopted through the 2019 ADA Transition Plan. The four classifications for prioritization are high priority, medium priority, low priority, and no deficiencies identified priority as determined by ACHD’s ADA Advisory Committee.

In 2020, 2,344 pedestrian signals were inventoried and categorized as follows: 859 high priority, 401 medium priority, 487 low priority, and 585 No Deficiencies Identified. New Accessible Pedestrian Signals (APS) were installed at 54 locations in 2022, and 24 existing locations had Accessible Pedestrian Signals (APS) updated. Further project details and a summary of the 2020 ADA Inventory Assessment can be found in Appendix C.

Table 4: Pedestrian Signal Updates and New Construction for 2022

2022 Completed Projects	Repaired	New	Total
Accessible Pedestrian Projects	24	38	62

Sidewalk and Curb Ramps Updated Summary Tables

Tables 5 through 8 summarize the assigned barrier removal ranks for ACHD’s sidewalk and curb ramp facilities including the assessment of the curb ramps and projects completed in 2023.

Table 5: Remaining Sidewalk Barrier Summary by Rank

Rank	Total Miles	Percent Total
High	42.9	1.4%
Medium	205.9	6.7%
Low	711.20	23.0%
No Deficiency	2,119.8	68.8%
Total	3,079.8	100%

Table 6: Remaining Sidewalk Barrier Summary and Transition Plan Phasing Schedule

Rank	Category	Priority	Total Miles	Percent Total	Schedule
High	1	A1	0.91	0.0%	1-10
High	1	B1	11.96	0.4%	1-10
High	1	C1	24.44	0.8%	1-10
High	2	A2	1.41	0.0%	1-10
High	3	A3	4.16	0.0%	1-10
Medium	1	D1	5.31	0.0%	1-20
Medium	2	B2	55.70	1.8%	1-20
Medium	2	C2	103.21	3.6%	1-20
Medium	2	D2	41.63	1.4%	1-20
Low	1	E1	72.55	1.4%	1-30
Low	2	E2	334.75	10.87%	1-30
Low	3	B3	26.41	0.9%	1-30
Low	3	C3	36.95	1.2%	1-30
Low	3	D3	21.51	0.7%	1-30
Low	3	E3	219.02	7.1%	1-30
No Deficiency	4	B4	156.20	5.1%	N/A
No Deficiency	4	C4	163.67	5.3%	N/A
No Deficiency	4	D4	225.56	7.3%	N/A
No Deficiency	3	E4	1,145.28	37.2%	N/A
No Deficiency	5	New	428.58	13.9%	N/A

Table 7: Remaining Curb Ramp Barrier Summary by Rank

Rank	Total Ramps	Percent Total
High	1,625	4.4%
Medium	1,718	4.7%
Low	9,795	26.7%
No Deficiency	23,539	64.2%
Total	36,677	100%

Table 8: Remaining Curb Ramp Barrier Summary and Transition Plan Phasing Schedule

Rank	Category	Priority	Total Ramps	Percent Total	Schedule
High	1	A1	3	0.0%	1-10
High	1	B1	43	0.1%	1-10
High	1	C1	106	0.3%	1-10
High	1	D1	69	0.2%	1-10
High	2	B2	444	1.2%	1-10
High	2	C2	852	2.3%	1-10
High	2	A2	27	0.1%	1-10
High	3	A3	14	0.0%	1-10
High	4	A4	67	0.2%	1-10
Medium	2	D2	685	1.9%	1-20
Medium	3	B3	202	0.6%	1-20
Medium	3	C3	518	1.4%	1-20
Medium	3	D3	313	0.9%	1-20
Low	1	E1	329	0.9%	1-30
Low	2	E2	7,171	19.6%	1-30
Low	3	E3	1,118	3.0%	1-30
Low	4	B4	68	0.2%	1-30
Low	4	C4	311	0.8%	1-30
Low	4	D4	204	0.6%	1-30
Low	4	E4	594	1.6%	1-30
No Deficiency	5	A5	34	0.1%	N/A
No Deficiency	5	B5	1,019	2.8%	N/A
No Deficiency	5	C5	2,224	6.1%	N/A
No Deficiency	5	D5	2,645	7.2%	N/A
No Deficiency	5	E5	9,388	25.6%	N/A
No Deficiency	5	New	8,229	22.4%	N/A

Conclusion

During 2022, ACHD upgraded and installed 379 curb ramps and 68.8 miles of sidewalk. New Accessible Pedestrian Signals (APS) were installed at 38 locations in 2022, and 24 existing locations had Accessible Pedestrian Signals (APS) updated. The ACHD funded pedestrian improvements have a total estimated value of \$4.1 million. Private development, 2,525 curb ramps and 163.2 miles of sidewalk were upgraded and installed. Ada County now has 68.8% percent compliant, or no deficiency identified curb ramps and 65.4% percent compliant or no deficiency identified sidewalks.

Table 9: Summary of Progress of Sidewalk and Curb Ramp Facilities

Project Status	2021 Sidewalks	2021 Curb Ramps	2022 Sidewalks	2022 Curb Ramps
Projects Completed	132.1 Miles	2,044	232 Miles	2,904
Percent of Total Inventory that has no deficiencies identified	66.2%	60.0%	68.8%	64.2%

AMERICANS WITH DISABILITIES ACT (ADA) ACHD ADA REPORT APPENDIX 2022

October 2023



Appendix A: Sidewalks Matrix, Description, Projects Map and Projects Completed

Table A1: Sidewalk Priority Matrix - ADA 35.150(d) Geospatial Proximity Priorities

Priorities (Category)	Priority Description	A: Location of Citizen ADA Complaint and/or Request	B: Location Serving Government Offices and Public Facilities	C: Location Serving Transportation	D: Location Serving Commercial Districts, Employers	E: Location Serving Other Areas
1	Refer to Category 1 Description	A1: High Priority	B1: High Priority	C1: High Priority	D1: High Priority	E1: Low Priority
2	Refer to Category 2 Description	A2: High Priority	B2: Medium Priority	C2: Medium Priority	D2: Medium Priority	E2: Low Priority
3	Refer to Category 3 Description	A3: High Priority	B3: Low Priority	C3: Low Priority	D3: Low Priority	E3: Low Priority
4	No Deficiencies Identified	A4	B4	C4	D4	E4

Note on Table A1: The priorities listed under columns B, C, D, and E are specified under title II 28 CFR § 35.150 (d)

Sidewalk Barrier Descriptions

Category 1:

- Sidewalk built prior to 2010 and the width is less than 48 inches.
- The sidewalk is built prior to 2010 and heaving and cracking is noted as significant.
- The sidewalk condition is considered poor.

Category 2:

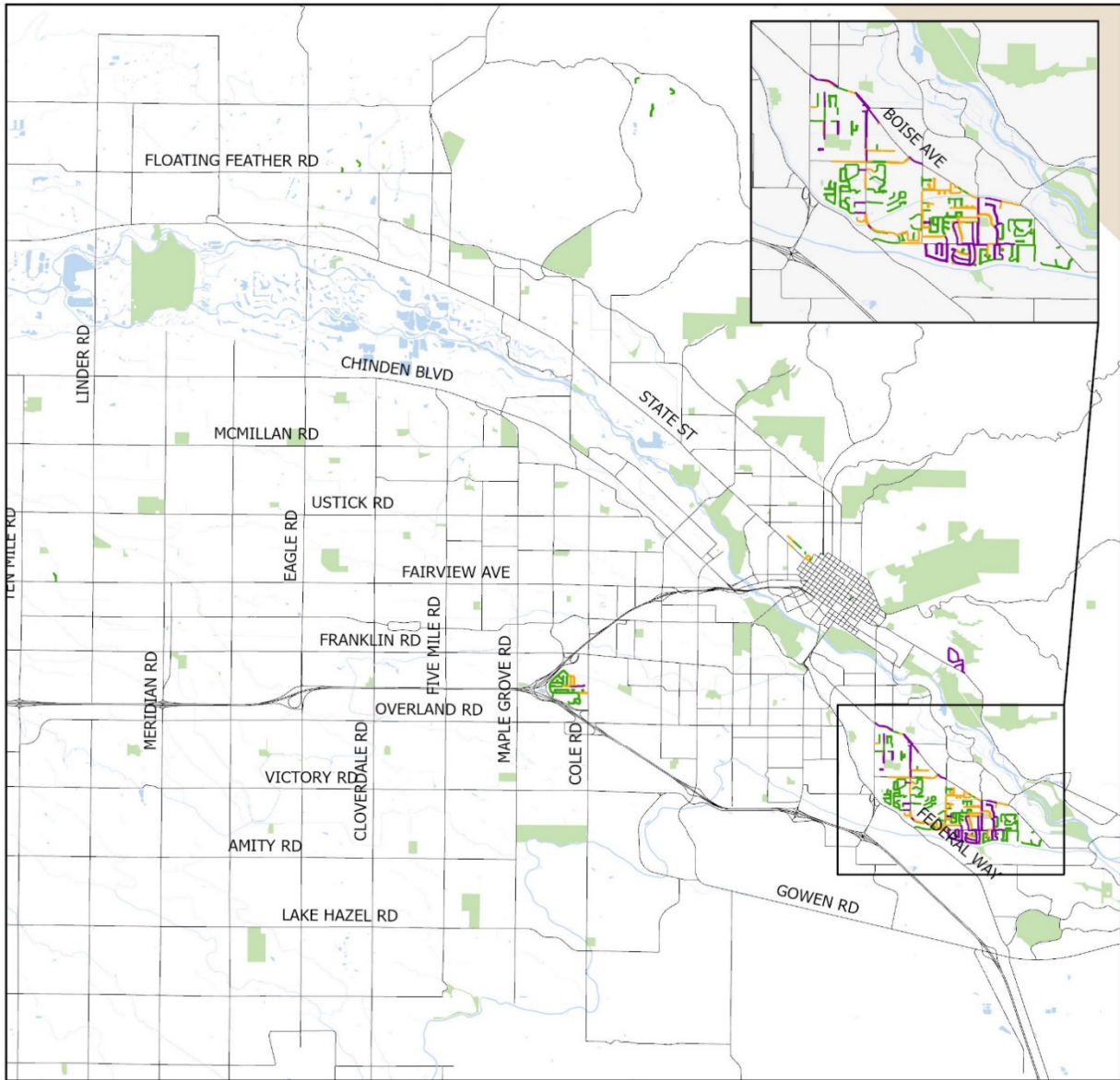
- The sidewalk is built prior to 2010 and heaving and cracking is noted as moderate.
- The sidewalk is constructed of asphalt.
- The sidewalk condition is considered average.
- The sidewalk is built prior to 2010 and the number of vertical protrusions along a block is five or more.
- The sidewalk is built prior to 2010 and the number of driveway entries that exceeds two percent cross slope is four or more driveways.

Category 3:

- The sidewalk is built prior to 2010 and heaving and cracking is noted as minor.
- The sidewalk is built prior to 2010 and the number of vertical protrusions along a block is one to four.
- The sidewalk is built prior to 2010 and the number of driveway entries that exceeds two percent cross slope is one to three driveways.

Category 4:

- Sidewalk built 2010 or later and/or no deficiencies identified.



**Ada County Highway District
Ada Transition Plan**

**Appendix A:
Sidewalks Replaced or
Repaired by ACHD in 2022**

Sidewalk Barriers Rank

- High
- Medium
- Low
- Major Roadways
- Parks and Green Spaces
- Water Features
- County Boundary

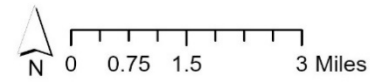


Table A2: 2022 Sidewalk Repairs and Installments by ACHD

Segment Count	Sidewalk Work	City	Project Description	2018 Rank	Length (ft)
1	JACKSON MANOR SUB	Boise	MISC CONCRETE CONTRACT	Low	822
2	JACKSON MANOR SUB	Boise	MISC CONCRETE CONTRACT	Low	262
3	JACKSON MANOR SUB	Boise	MISC CONCRETE CONTRACT	Low	659
4	JACKSON MANOR SUB	Boise	MISC CONCRETE CONTRACT	Low	407
5	JACKSON MANOR SUB	Boise	MISC CONCRETE CONTRACT	Medium	200
6	JACKSON MANOR SUB	Boise	MISC CONCRETE CONTRACT	Low	161
7	JACKSON MANOR SUB	Boise	MISC CONCRETE CONTRACT	Low	263
8	JACKSON MANOR SUB	Boise	MISC CONCRETE CONTRACT	Low	114
9	JACKSON MANOR SUB	Boise	MISC CONCRETE CONTRACT	Low	791
10	JACKSON MANOR SUB	Boise	MISC CONCRETE CONTRACT	Low	340
11	JACKSON MANOR SUB	Boise	MISC CONCRETE CONTRACT	High	619
12	JACKSON MANOR SUB	Boise	MISC CONCRETE CONTRACT	Medium	194
13	JACKSON MANOR SUB	Boise	MISC CONCRETE CONTRACT	Low	110
14	JACKSON MANOR SUB	Boise	MISC CONCRETE CONTRACT	Medium	723
15	JACKSON MANOR SUB	Boise	MISC CONCRETE CONTRACT	Low	227
16	JACKSON MANOR SUB	Boise	MISC CONCRETE CONTRACT	Low	121
17	JACKSON MANOR SUB	Boise	MISC CONCRETE CONTRACT	High	214
18	JACKSON MANOR SUB	Boise	MISC CONCRETE CONTRACT	Low	329
19	JACKSON MANOR SUB	Boise	MISC CONCRETE CONTRACT	Low	999
20	JACKSON MANOR SUB	Boise	MISC CONCRETE CONTRACT	No Deficiencies Identified	625
21	JACKSON MANOR SUB	Boise	MISC CONCRETE CONTRACT	Low	328

Ada County Highway District | ADA Annual Report 2022

Segment Count	Sidewalk Work	City	Project Description	2018 Rank	Length (ft)
22	JACKSON MANOR SUB	Boise	MISC CONCRETE CONTRACT	Low	907
23	JACKSON MANOR SUB	Boise	MISC CONCRETE CONTRACT	Low	518
24	JACKSON MANOR SUB	Boise	MISC CONCRETE CONTRACT	Low	2183
25	JACKSON MANOR SUB	Boise	MISC CONCRETE CONTRACT	Medium	543
26	JACKSON MANOR SUB	Boise	MISC CONCRETE CONTRACT	Medium	572
27	JACKSON MANOR SUB	Boise	MISC CONCRETE CONTRACT	Low	389
28	JACKSON MANOR SUB	Boise	MISC CONCRETE CONTRACT	Medium	737
29	JACKSON MANOR SUB	Boise	MISC CONCRETE CONTRACT	Low	397
30	SE BOISE	Boise	MISC CONCRETE CONTRACT	Low	283
31	WARM SPRINGS PARK	Boise	MISC CONCRETE CONTRACT	High	1891
32	WARM SPRINGS PARK	Boise	MISC CONCRETE CONTRACT	High	1293
33	WARM SPRINGS PARK	Boise	MISC CONCRETE CONTRACT	High	1064
34	SE BOISE	Boise	MISC CONCRETE CONTRACT	Medium	567
35	SE BOISE	Boise	MISC CONCRETE CONTRACT	Low	443
36	SE BOISE	Boise	MISC CONCRETE CONTRACT	Low	257
37	SE BOISE	Boise	MISC CONCRETE CONTRACT	Medium	1432
38	WARM SPRINGS PARK	Boise	MISC CONCRETE CONTRACT	Medium	222
39	SE BOISE	Boise	MISC CONCRETE CONTRACT	Low	164
40	WARM SPRINGS PARK	Boise	MISC CONCRETE CONTRACT	High	459
41	SE BOISE	Boise	MISC CONCRETE CONTRACT	Low	170
42	WARM SPRINGS PARK	Boise	MISC CONCRETE CONTRACT	High	625
43	SE BOISE	Boise	MISC CONCRETE CONTRACT	Low	302

Ada County Highway District | ADA Annual Report 2022

Segment Count	Sidewalk Work	City	Project Description	2018 Rank	Length (ft)
44	SE BOISE	Boise	MISC CONCRETE CONTRACT	Low	391
45	SE BOISE	Boise	MISC CONCRETE CONTRACT	Low	489
46	SE BOISE	Boise	MISC CONCRETE CONTRACT	Low	1065
47	SE BOISE	Boise	MISC CONCRETE CONTRACT	Low	294
48	SE BOISE	Boise	MISC CONCRETE CONTRACT	Low	716
49	SE BOISE	Boise	MISC CONCRETE CONTRACT	Low	919
50	SE BOISE	Boise	MISC CONCRETE CONTRACT	Low	177
51	SE BOISE	Boise	MISC CONCRETE CONTRACT	Low	608
52	SE BOISE	Boise	MISC CONCRETE CONTRACT	Low	782
53	WARM SPRINGS PARK	Boise	MISC CONCRETE CONTRACT	No Deficiencies Identified	584
54	WARM SPRINGS PARK	Boise	MISC CONCRETE CONTRACT	High	1114
55	SE BOISE	Boise	MISC CONCRETE CONTRACT	Low	97
56	SE BOISE	Boise	MISC CONCRETE CONTRACT	Low	742
57	SE BOISE	Boise	MISC CONCRETE CONTRACT	Low	406
58	SE BOISE	Boise	MISC CONCRETE CONTRACT	Low	554
59	SE BOISE	Boise	MISC CONCRETE CONTRACT	Low	192
60	SE BOISE	Boise	MISC CONCRETE CONTRACT	High	488
61	SE BOISE	Boise	MISC CONCRETE CONTRACT	Low	447
62	SE BOISE	Boise	MISC CONCRETE CONTRACT	Low	681
63	SE BOISE	Boise	MISC CONCRETE CONTRACT	No Deficiencies Identified	59
64	SE BOISE	Boise	MISC CONCRETE CONTRACT	Low	106
65	SE BOISE	Boise	MISC CONCRETE CONTRACT	Low	743

Ada County Highway District | ADA Annual Report 2022

Segment Count	Sidewalk Work	City	Project Description	2018 Rank	Length (ft)
66	SE BOISE	Boise	MISC CONCRETE CONTRACT	Low	1280
67	SE BOISE	Boise	MISC CONCRETE CONTRACT	Low	152
68	SE BOISE	Boise	MISC CONCRETE CONTRACT	Medium	378
69	SE BOISE	Boise	MISC CONCRETE CONTRACT	Low	567
70	SE BOISE	Boise	MISC CONCRETE CONTRACT	Medium	452
71	SE BOISE	Boise	MISC CONCRETE CONTRACT	Low	160
72	SE BOISE	Boise	MISC CONCRETE CONTRACT	Low	608
73	SE BOISE	Boise	MISC CONCRETE CONTRACT	Low	640
74	SE BOISE	Boise	MISC CONCRETE CONTRACT	Medium	1097
75	SE BOISE	Boise	MISC CONCRETE CONTRACT	Low	253
76	SE BOISE	Boise	MISC CONCRETE CONTRACT	Medium	321
77	SE BOISE	Boise	MISC CONCRETE CONTRACT	Low	778
78	SE BOISE	Boise	MISC CONCRETE CONTRACT	Low	875
79	SE BOISE	Boise	MISC CONCRETE CONTRACT	Medium	329
80	SE BOISE	Boise	MISC CONCRETE CONTRACT	Low	600
81	SE BOISE	Boise	MISC CONCRETE CONTRACT	Medium	181
82	SE BOISE	Boise	MISC CONCRETE CONTRACT	High	353
83	SE BOISE	Boise	MISC CONCRETE CONTRACT	Low	308
84	SE BOISE	Boise	MISC CONCRETE CONTRACT	Low	827
85	SE BOISE	Boise	MISC CONCRETE CONTRACT	Medium	190
86	SE BOISE	Boise	MISC CONCRETE CONTRACT	Low	192
87	SE BOISE	Boise	MISC CONCRETE CONTRACT	Medium	901

Ada County Highway District | ADA Annual Report 2022

Segment Count	Sidewalk Work	City	Project Description	2018 Rank	Length (ft)
88	SE BOISE	Boise	MISC CONCRETE CONTRACT	Medium	1294
89	SE BOISE	Boise	MISC CONCRETE CONTRACT	Medium	815
90	SE BOISE	Boise	MISC CONCRETE CONTRACT	Low	143
91	SE BOISE	Boise	MISC CONCRETE CONTRACT	Low	658
92	SE BOISE	Boise	MISC CONCRETE CONTRACT	Medium	1053
93	SE BOISE	Boise	MISC CONCRETE CONTRACT	Low	131
94	SE BOISE	Boise	MISC CONCRETE CONTRACT	High	1109
95	SE BOISE	Boise	MISC CONCRETE CONTRACT	High	998
96	SE BOISE	Boise	MISC CONCRETE CONTRACT	Low	153
97	SE BOISE	Boise	MISC CONCRETE CONTRACT	Medium	361
98	SE BOISE	Boise	MISC CONCRETE CONTRACT	High	1319
99	SE BOISE	Boise	MISC CONCRETE CONTRACT	High	574
100	SE BOISE	Boise	MISC CONCRETE CONTRACT	Medium	411
101	SE BOISE	Boise	MISC CONCRETE CONTRACT	High	1193
102	SE BOISE	Boise	MISC CONCRETE CONTRACT	Low	834
103	SE BOISE	Boise	MISC CONCRETE CONTRACT	Low	647
104	SE BOISE	Boise	MISC CONCRETE CONTRACT	High	878
105	SE BOISE	Boise	MISC CONCRETE CONTRACT	Low	267
106	SE BOISE	Boise	MISC CONCRETE CONTRACT	Low	563
107	SE BOISE	Boise	MISC CONCRETE CONTRACT	Low	180
108	SE BOISE	Boise	MISC CONCRETE CONTRACT	Low	936
109	SE BOISE	Boise	MISC CONCRETE CONTRACT	High	2569

Ada County Highway District | ADA Annual Report 2022

Segment Count	Sidewalk Work	City	Project Description	2018 Rank	Length (ft)
110	SE BOISE	Boise	MISC CONCRETE CONTRACT	Medium	217
111	SE BOISE	Boise	MISC CONCRETE CONTRACT	Low	193
112	SE BOISE	Boise	MISC CONCRETE CONTRACT	Medium	186
113	SE BOISE	Boise	MISC CONCRETE CONTRACT	Low	164
114	SE BOISE	Boise	MISC CONCRETE CONTRACT	Low	282
115	SE BOISE	Boise	MISC CONCRETE CONTRACT	Medium	176
116	SE BOISE	Boise	MISC CONCRETE CONTRACT	High	883
117	SE BOISE	Boise	MISC CONCRETE CONTRACT	Low	309
118	SE BOISE	Boise	MISC CONCRETE CONTRACT	Low	358
119	SE BOISE	Boise	MISC CONCRETE CONTRACT	Low	259
120	SE BOISE	Boise	MISC CONCRETE CONTRACT	Low	714
121	SE BOISE	Boise	MISC CONCRETE CONTRACT	High	882
122	SE BOISE	Boise	MISC CONCRETE CONTRACT	Low	300
123	SE BOISE	Boise	MISC CONCRETE CONTRACT	Low	344
124	SE BOISE	Boise	MISC CONCRETE CONTRACT	High	136
125	SE BOISE	Boise	MISC CONCRETE CONTRACT	Low	311
126	SE BOISE	Boise	MISC CONCRETE CONTRACT	High	1045
127	SE BOISE	Boise	MISC CONCRETE CONTRACT	High	372
128	SE BOISE	Boise	MISC CONCRETE CONTRACT	Medium	693
129	SE BOISE	Boise	MISC CONCRETE CONTRACT	Low	1282
130	SE BOISE	Boise	MISC CONCRETE CONTRACT	High	1045
131	SE BOISE	Boise	MISC CONCRETE CONTRACT	High	457

Ada County Highway District | ADA Annual Report 2022

Segment Count	Sidewalk Work	City	Project Description	2018 Rank	Length (ft)
132	SE BOISE	Boise	MISC CONCRETE CONTRACT	High	768
133	SE BOISE	Boise	MISC CONCRETE CONTRACT	Low	196
134	SE BOISE	Boise	MISC CONCRETE CONTRACT	Low	945
135	SE BOISE	Boise	MISC CONCRETE CONTRACT	Low	315
136	SE BOISE	Boise	MISC CONCRETE CONTRACT	Low	172
137	SE BOISE	Boise	MISC CONCRETE CONTRACT	No Deficiencies	628
138	SE BOISE	Boise	MISC CONCRETE CONTRACT	Medium	785
139	SE BOISE	Boise	MISC CONCRETE CONTRACT	Low	403
140	SE BOISE	Boise	MISC CONCRETE CONTRACT	High	310
141	SE BOISE	Boise	MISC CONCRETE CONTRACT	Low	224
142	SE BOISE	Boise	MISC CONCRETE CONTRACT	Medium	911
143	SE BOISE	Boise	MISC CONCRETE CONTRACT	Medium	170
144	SE BOISE	Boise	MISC CONCRETE CONTRACT	Low	345
145	SE BOISE	Boise	MISC CONCRETE CONTRACT	No Deficiencies	312
146	SE BOISE	Boise	MISC CONCRETE CONTRACT	Medium	664
147	SE BOISE	Boise	MISC CONCRETE CONTRACT	No Deficiencies Identified	610
148	SE BOISE	Boise	MISC CONCRETE CONTRACT	Low	934
149	SE BOISE	Boise	MISC CONCRETE CONTRACT	Low	450
150	SE BOISE	Boise	MISC CONCRETE CONTRACT	Low	348
151	SE BOISE	Boise	MISC CONCRETE CONTRACT	High	1371
152	SE BOISE	Boise	MISC CONCRETE CONTRACT	Low	163
153	SE BOISE	Boise	MISC CONCRETE CONTRACT	Low	152

Ada County Highway District | ADA Annual Report 2022

Segment Count	Sidewalk Work	City	Project Description	2018 Rank	Length (ft)
154	SE BOISE	Boise	MISC CONCRETE CONTRACT	Low	273
155	SE BOISE	Boise	MISC CONCRETE CONTRACT	Low	113
156	SE BOISE	Boise	MISC CONCRETE CONTRACT	High	1224
157	SE BOISE	Boise	MISC CONCRETE CONTRACT	Medium	871
158	SE BOISE	Boise	MISC CONCRETE CONTRACT	High	581
159	SE BOISE	Boise	MISC CONCRETE CONTRACT	High	684
160	SE BOISE	Boise	MISC CONCRETE CONTRACT	Low	700
161	SE BOISE	Boise	MISC CONCRETE CONTRACT	Low	244
162	SE BOISE	Boise	MISC CONCRETE CONTRACT	Medium	687
163	SE BOISE	Boise	MISC CONCRETE CONTRACT	Medium	1155
164	SE BOISE	Boise	MISC CONCRETE CONTRACT	Low	846
165	SE BOISE	Boise	MISC CONCRETE CONTRACT	Medium	205
166	SE BOISE	Boise	MISC CONCRETE CONTRACT	Low	1164
167	SE BOISE	Boise	MISC CONCRETE CONTRACT	High	2271
168	SE BOISE	Boise	MISC CONCRETE CONTRACT	Low	209
169	SE BOISE	Boise	MISC CONCRETE CONTRACT	Low	657
170	SE BOISE	Boise	MISC CONCRETE CONTRACT	Medium	1119
171	SE BOISE	Boise	MISC CONCRETE CONTRACT	Medium	533
172	SE BOISE	Boise	MISC CONCRETE CONTRACT	Low	199
173	SE BOISE	Boise	MISC CONCRETE CONTRACT	High	958
174	SE BOISE	Boise	MISC CONCRETE CONTRACT	Low	320
175	SE BOISE	Boise	MISC CONCRETE CONTRACT	Low	180

Ada County Highway District | ADA Annual Report 2022

Segment Count	Sidewalk Work	City	Project Description	2018 Rank	Length (ft)
176	SE BOISE	Boise	MISC CONCRETE CONTRACT	Low	195
177	SE BOISE	Boise	MISC CONCRETE CONTRACT	Medium	255
178	SE BOISE	Boise	MISC CONCRETE CONTRACT	Low	14
179	SE BOISE	Boise	MISC CONCRETE CONTRACT	Low	593
180	SE BOISE	Boise	MISC CONCRETE CONTRACT	High	775
181	SE BOISE	Boise	MISC CONCRETE CONTRACT	Medium	419
182	SE BOISE	Boise	MISC CONCRETE CONTRACT	Low	374
183	SE BOISE	Boise	MISC CONCRETE CONTRACT	Low	326
184	SE BOISE	Boise	MISC CONCRETE CONTRACT	Low	632
185	SE BOISE	Boise	MISC CONCRETE CONTRACT	Low	293
186	SE BOISE	Boise	MISC CONCRETE CONTRACT	High	689
187	SE BOISE	Boise	MISC CONCRETE CONTRACT	Low	628
188	SE BOISE	Boise	MISC CONCRETE CONTRACT	Low	828
189	SE BOISE	Boise	MISC CONCRETE CONTRACT	Low	170
190	SE BOISE	Boise	MISC CONCRETE CONTRACT	Low	223
191	SE BOISE	Boise	MISC CONCRETE CONTRACT	Low	589
192	SE BOISE	Boise	MISC CONCRETE CONTRACT	Low	243
193	SE BOISE	Boise	MISC CONCRETE CONTRACT	High	695
194	BROOKWOOD	Eagle	MISC CONCRETE CONTRACT	No Deficiencies Identified	1591
195	BROOKWOOD	Eagle	MISC CONCRETE CONTRACT	No Deficiencies Identified	448
196	BROOKWOOD	Eagle	MISC CONCRETE CONTRACT	No Deficiencies Identified	467
197	BROOKWOOD	Eagle	MISC CONCRETE CONTRACT	No Deficiencies Identified	220

Ada County Highway District | ADA Annual Report 2022

Segment Count	Sidewalk Work	City	Project Description	2018 Rank	Length (ft)
198	BROOKWOOD	Eagle	MISC CONCRETE CONTRACT	No Deficiencies Identified	902
199	BROOKWOOD	Eagle	MISC CONCRETE CONTRACT	No Deficiencies Identified	1095
200	BROOKWOOD	Eagle	MISC CONCRETE CONTRACT	No Deficiencies Identified	481
201	BROOKWOOD	Eagle	MISC CONCRETE CONTRACT	No Deficiencies Identified	454
202	BROOKWOOD	Eagle	MISC CONCRETE CONTRACT	No Deficiencies Identified	858
203	BROOKWOOD	Eagle	MISC CONCRETE CONTRACT	Low	559
204	BROOKWOOD	Eagle	MISC CONCRETE CONTRACT	No Deficiencies Identified	347
205	STATE & ELLIS	Boise	MISC CONCRETE CONTRACT	Low	382
206	STATE & ELLIS	Boise	MISC CONCRETE CONTRACT	No Deficiencies Identified	351
207	STATE & ELLIS	Boise	MISC CONCRETE CONTRACT	Medium	321
208	STATE & ELLIS	Boise	MISC CONCRETE CONTRACT	No Deficiencies Identified	393
209	STATE & ELLIS	Boise	MISC CONCRETE CONTRACT	No Deficiencies Identified	267
210	STATE & ELLIS	Boise	MISC CONCRETE CONTRACT	No Deficiencies Identified	170
211	STATE & ELLIS	Boise	MISC CONCRETE CONTRACT	Low	128
212	STATE & ELLIS	Boise	MISC CONCRETE CONTRACT	Medium	321
213	HIDDEN SPRINGS SUB	Ada County	MISC CONCRETE CONTRACT	Low	955
214	HIDDEN SPRINGS SUB	Ada County	MISC CONCRETE CONTRACT	No Deficiencies Identified	533
215	HIDDEN SPRINGS SUB	Ada County	MISC CONCRETE CONTRACT	No Deficiencies Identified	377
216	HIDDEN SPRINGS SUB	Ada County	MISC CONCRETE CONTRACT	No Deficiencies Identified	224
217	HIDDEN SPRINGS SUB	Ada County	MISC CONCRETE CONTRACT	No Deficiencies Identified	428
218	HIDDEN SPRINGS SUB	Ada County	MISC CONCRETE CONTRACT	No Deficiencies Identified	758
219	HIDDEN SPRINGS SUB	Ada County	MISC CONCRETE CONTRACT	No Deficiencies Identified	362

Ada County Highway District | ADA Annual Report 2022

Segment Count	Sidewalk Work	City	Project Description	2018 Rank	Length (ft)
220	HIDDEN SPRINGS SUB	Ada County	MISC CONCRETE CONTRACT	No Deficiencies Identified	591
221	HIDDEN SPRINGS SUB	Ada County	MISC CONCRETE CONTRACT	No Deficiencies Identified	192
222	HIDDEN SPRINGS SUB	Ada County	MISC CONCRETE CONTRACT	No Deficiencies Identified	448
223	HIDDEN SPRINGS SUB	Ada County	MISC CONCRETE CONTRACT	No Deficiencies Identified	304
224	HIDDEN SPRINGS SUB	Ada County	MISC CONCRETE CONTRACT	No Deficiencies Identified	270
225	HIDDEN SPRINGS SUB	Ada County	MISC CONCRETE CONTRACT	No Deficiencies Identified	467
226	HIDDEN SPRINGS SUB	Ada County	MISC CONCRETE CONTRACT	No Deficiencies Identified	936
227	HIDDEN SPRINGS SUB	Ada County	MISC CONCRETE CONTRACT	No Deficiencies Identified	532
228	HIDDEN SPRINGS SUB	Ada County	MISC CONCRETE CONTRACT	No Deficiencies Identified	506
229	HIDDEN SPRINGS SUB	Ada County	MISC CONCRETE CONTRACT	No Deficiencies Identified	465
230	HIDDEN SPRINGS SUB	Ada County	MISC CONCRETE CONTRACT	Low	944
231	HIDDEN SPRINGS SUB	Ada County	MISC CONCRETE CONTRACT	No Deficiencies Identified	531
232	HIDDEN SPRINGS SUB	Ada County	MISC CONCRETE CONTRACT	No Deficiencies Identified	150
233	HIDDEN SPRINGS SUB	Ada County	MISC CONCRETE CONTRACT	No Deficiencies Identified	443
234	HIDDEN SPRINGS SUB	Ada County	MISC CONCRETE CONTRACT	No Deficiencies Identified	289
235	HIDDEN SPRINGS SUB	Ada County	MISC CONCRETE CONTRACT	No Deficiencies Identified	200
236	HIDDEN SPRINGS SUB	Ada County	MISC CONCRETE CONTRACT	No Deficiencies Identified	230
237	HIDDEN SPRINGS SUB	Ada County	MISC CONCRETE CONTRACT	Low	354
238	HIDDEN SPRINGS SUB	Ada County	MISC CONCRETE CONTRACT	No Deficiencies Identified	522
239	HIDDEN SPRINGS SUB	Ada County	MISC CONCRETE CONTRACT	No Deficiencies Identified	969
240	HIDDEN SPRINGS SUB	Ada County	MISC CONCRETE CONTRACT	No Deficiencies Identified	457
241	HIDDEN SPRINGS SUB	Ada County	MISC CONCRETE CONTRACT	No Deficiencies Identified	380

Ada County Highway District | ADA Annual Report 2022

Segment Count	Sidewalk Work	City	Project Description	2018 Rank	Length (ft)
242	HIDDEN SPRINGS SUB	Ada County	MISC CONCRETE CONTRACT	No Deficiencies Identified	636
243	HIDDEN SPRINGS SUB	Ada County	MISC CONCRETE CONTRACT	No Deficiencies Identified	257
244	HIDDEN SPRINGS SUB	Ada County	MISC CONCRETE CONTRACT	No Deficiencies Identified	190
245	HIDDEN SPRINGS SUB	Ada County	MISC CONCRETE CONTRACT	No Deficiencies Identified	776
246	HIDDEN SPRINGS SUB	Ada County	MISC CONCRETE CONTRACT	No Deficiencies Identified	255
247	HIDDEN SPRINGS SUB	Ada County	MISC CONCRETE CONTRACT	No Deficiencies Identified	980
248	HIDDEN SPRINGS SUB	Ada County	MISC CONCRETE CONTRACT	No Deficiencies Identified	276
249	HIDDEN SPRINGS SUB	Ada County	MISC CONCRETE CONTRACT	No Deficiencies Identified	381
250	HIDDEN SPRINGS SUB	Ada County	MISC CONCRETE CONTRACT	No Deficiencies Identified	885
251	HIDDEN SPRINGS SUB	Ada County	MISC CONCRETE CONTRACT	No Deficiencies Identified	1041
252	HIDDEN SPRINGS SUB	Ada County	MISC CONCRETE CONTRACT	No Deficiencies Identified	685
253	HIDDEN SPRINGS SUB	Ada County	MISC CONCRETE CONTRACT	No Deficiencies Identified	46
254	HIDDEN SPRINGS SUB	Ada County	MISC CONCRETE CONTRACT	No Deficiencies Identified	246
255	HIDDEN SPRINGS SUB	Ada County	MISC CONCRETE CONTRACT	Low	548
256	HIDDEN SPRINGS SUB	Ada County	MISC CONCRETE CONTRACT	Low	351
257	HIDDEN SPRINGS SUB	Ada County	MISC CONCRETE CONTRACT	No Deficiencies Identified	218
258	HIDDEN SPRINGS SUB	Ada County	MISC CONCRETE CONTRACT	No Deficiencies Identified	414
259	HIDDEN SPRINGS SUB	Ada County	MISC CONCRETE CONTRACT	No Deficiencies Identified	307
260	HIDDEN SPRINGS SUB	Ada County	MISC CONCRETE CONTRACT	No Deficiencies Identified	822
261	HIDDEN SPRINGS SUB	Ada County	MISC CONCRETE CONTRACT	No Deficiencies Identified	714
262	HIDDEN SPRINGS SUB	Ada County	MISC CONCRETE CONTRACT	No Deficiencies Identified	217
263	HIDDEN SPRINGS SUB	Ada County	MISC CONCRETE CONTRACT	No Deficiencies Identified	309

Ada County Highway District | ADA Annual Report 2022

Segment Count	Sidewalk Work	City	Project Description	2018 Rank	Length (ft)
264	HIDDEN SPRINGS SUB	Ada County	MISC CONCRETE CONTRACT	No Deficiencies Identified	782
265	HIDDEN SPRINGS SUB	Ada County	MISC CONCRETE CONTRACT	No Deficiencies Identified	346
266	HIDDEN SPRINGS SUB	Ada County	MISC CONCRETE CONTRACT	No Deficiencies Identified	263
267	HIDDEN SPRINGS SUB	Ada County	MISC CONCRETE CONTRACT	No Deficiencies Identified	149
268	HIDDEN SPRINGS SUB	Ada County	MISC CONCRETE CONTRACT	Low	353
269	HIDDEN SPRINGS SUB	Ada County	MISC CONCRETE CONTRACT	No Deficiencies Identified	711
270	HIDDEN SPRINGS SUB	Ada County	MISC CONCRETE CONTRACT	No Deficiencies Identified	257
271	HIDDEN SPRINGS SUB	Ada County	MISC CONCRETE CONTRACT	No Deficiencies Identified	682
272	HIDDEN SPRINGS SUB	Ada County	MISC CONCRETE CONTRACT	No Deficiencies Identified	743
273	HIDDEN SPRINGS SUB	Ada County	MISC CONCRETE CONTRACT	No Deficiencies Identified	264
274	HIDDEN SPRINGS SUB	Ada County	MISC CONCRETE CONTRACT	No Deficiencies Identified	415
275	HIDDEN SPRINGS SUB	Ada County	MISC CONCRETE CONTRACT	No Deficiencies Identified	232
276	HIDDEN SPRINGS SUB	Ada County	MISC CONCRETE CONTRACT	No Deficiencies Identified	1089
277	HIDDEN SPRINGS SUB	Ada County	MISC CONCRETE CONTRACT	No Deficiencies Identified	289
278	HIDDEN SPRINGS SUB	Ada County	MISC CONCRETE CONTRACT	No Deficiencies Identified	1021
279	SE BOISE	Boise	MISC CONCRETE CONTRACT	Medium	246
280	SE BOISE	Boise	MISC CONCRETE CONTRACT	High	212
281	SE BOISE	Boise	MISC CONCRETE CONTRACT	Low	543
282	SE BOISE	Boise	MISC CONCRETE CONTRACT	Low	695
283	SE BOISE	Boise	MISC CONCRETE CONTRACT	Medium	202
284	SE BOISE	Boise	MISC CONCRETE CONTRACT	Medium	130
285	SE BOISE	Boise	MISC CONCRETE CONTRACT	Low	323

Ada County Highway District | ADA Annual Report 2022

Segment Count	Sidewalk Work	City	Project Description	2018 Rank	Length (ft)
286	SE BOISE	Boise	MISC CONCRETE CONTRACT	High	497
287	SE BOISE	Boise	MISC CONCRETE CONTRACT	Medium	1602
288	SE BOISE	Boise	MISC CONCRETE CONTRACT	Low	728
289	SE BOISE	Boise	MISC CONCRETE CONTRACT	Low	374
290	SE BOISE	Boise	MISC CONCRETE CONTRACT	High	765
291	SE BOISE	Boise	MISC CONCRETE CONTRACT	High	343
292	SE BOISE	Boise	MISC CONCRETE CONTRACT	Medium	433
293	SE BOISE	Boise	MISC CONCRETE CONTRACT	High	898
294	SE BOISE	Boise	MISC CONCRETE CONTRACT	High	99
295	SE BOISE	Boise	MISC CONCRETE CONTRACT	Low	617
296	SE BOISE	Boise	MISC CONCRETE CONTRACT	Low	620
297	SE BOISE	Boise	MISC CONCRETE CONTRACT	Low	773
298	SE BOISE	Boise	MISC CONCRETE CONTRACT	Medium	876
299	SE BOISE	Boise	MISC CONCRETE CONTRACT	High	273
300	SE BOISE	Boise	MISC CONCRETE CONTRACT	High	664
301	SE BOISE	Boise	MISC CONCRETE CONTRACT	High	522
302	SE BOISE	Boise	MISC CONCRETE CONTRACT	High	249
303	SE BOISE	Boise	MISC CONCRETE CONTRACT	Low	288
304	SE BOISE	Boise	MISC CONCRETE CONTRACT	Low	926
305	SE BOISE	Boise	MISC CONCRETE CONTRACT	High	688
306	SE BOISE	Boise	MISC CONCRETE CONTRACT	Low	772
307	SE BOISE	Boise	MISC CONCRETE CONTRACT	High	761

Ada County Highway District | ADA Annual Report 2022

Segment Count	Sidewalk Work	City	Project Description	2018 Rank	Length (ft)
308	SE BOISE	Boise	MISC CONCRETE CONTRACT	Medium	373
309	SE BOISE	Boise	MISC CONCRETE CONTRACT	High	590
310	SE BOISE	Boise	MISC CONCRETE CONTRACT	High	449
311	SE BOISE	Boise	MISC CONCRETE CONTRACT	Medium	794
312	SE BOISE	Boise	MISC CONCRETE CONTRACT	Low	179
313	SE BOISE	Boise	MISC CONCRETE CONTRACT	High	174
314	SE BOISE	Boise	MISC CONCRETE CONTRACT	Medium	120
315	SE BOISE	Boise	MISC CONCRETE CONTRACT	Medium	473
316	SE BOISE	Boise	MISC CONCRETE CONTRACT	High	798
317	SE BOISE	Boise	MISC CONCRETE CONTRACT	Medium	172
318	SE BOISE	Boise	MISC CONCRETE CONTRACT	Low	256
319	SE BOISE	Boise	MISC CONCRETE CONTRACT	Low	114
320	SE BOISE	Boise	MISC CONCRETE CONTRACT	High	489
321	SE BOISE	Boise	MISC CONCRETE CONTRACT	High	720
322	SE BOISE	Boise	MISC CONCRETE CONTRACT	Medium	460
323	SE BOISE	Boise	MISC CONCRETE CONTRACT	Low	358
324	SE BOISE	Boise	MISC CONCRETE CONTRACT	Medium	346
325	SE BOISE	Boise	MISC CONCRETE CONTRACT	High	999
326	SE BOISE	Boise	MISC CONCRETE CONTRACT	Low	389
327	BROOKWOOD	Eagle	MISC CONCRETE CONTRACT	No Deficiencies Identified	242
328	BROOKWOOD	Eagle	MISC CONCRETE CONTRACT	No Deficiencies Identified	443
329	BROOKWOOD	Eagle	MISC CONCRETE CONTRACT	No Deficiencies Identified	214

Ada County Highway District | ADA Annual Report 2022

Segment Count	Sidewalk Work	City	Project Description	2018 Rank	Length (ft)
330	BROOKWOOD	Eagle	MISC CONCRETE CONTRACT	No Deficiencies Identified	122
331	BROOKWOOD	Eagle	MISC CONCRETE CONTRACT	No Deficiencies Identified	418
332	SE BOISE	Boise	MISC CONCRETE CONTRACT	High	195
333	BROOKWOOD	Eagle	MISC CONCRETE CONTRACT	No Deficiencies Identified	1030
334	BROOKWOOD	Eagle	MISC CONCRETE CONTRACT	No Deficiencies Identified	824
335	BROOKWOOD	Eagle	MISC CONCRETE CONTRACT	No Deficiencies Identified	230
336	BROOKWOOD	Eagle	MISC CONCRETE CONTRACT	No Deficiencies Identified	456
337	BROOKWOOD	Eagle	MISC CONCRETE CONTRACT	No Deficiencies Identified	326
338	BROOKWOOD	Eagle	MISC CONCRETE CONTRACT	No Deficiencies Identified	442
339	BROOKWOOD	Eagle	MISC CONCRETE CONTRACT	No Deficiencies Identified	836
340	BROOKWOOD	Eagle	MISC CONCRETE CONTRACT	Low	341
341	BROOKWOOD	Eagle	MISC CONCRETE CONTRACT	No Deficiencies Identified	282
342	SE BOISE	Boise	MISC CONCRETE CONTRACT	High	72
343	BROOKWOOD	Eagle	MISC CONCRETE CONTRACT	No Deficiencies Identified	657
344	BROOKWOOD	Eagle	MISC CONCRETE CONTRACT	No Deficiencies Identified	105
345	BROOKWOOD	Eagle	MISC CONCRETE CONTRACT	No Deficiencies Identified	203
346	SE BOISE	Boise	MISC CONCRETE CONTRACT	Low	254
347	SE BOISE	Boise	MISC CONCRETE CONTRACT	Medium	923
348	SE BOISE	Boise	MISC CONCRETE CONTRACT	Low	335
349	SE BOISE	Boise	MISC CONCRETE CONTRACT	Medium	635
350	SE BOISE	Boise	MISC CONCRETE CONTRACT	High	488
351	SE BOISE	Boise	MISC CONCRETE CONTRACT	Low	1208

Ada County Highway District | ADA Annual Report 2022

Segment Count	Sidewalk Work	City	Project Description	2018 Rank	Length (ft)
352	SE BOISE	Boise	MISC CONCRETE CONTRACT	Low	408
353	SE BOISE	Boise	MISC CONCRETE CONTRACT	Low	178
354	SE BOISE	Boise	MISC CONCRETE CONTRACT	Low	827
355	SE BOISE	Boise	MISC CONCRETE CONTRACT	Low	620
356	SE BOISE	Boise	MISC CONCRETE CONTRACT	No Deficiencies	161
357	SE BOISE	Boise	MISC CONCRETE CONTRACT	Low	220
358	SE BOISE	Boise	MISC CONCRETE CONTRACT	Low	207
359	SE BOISE	Boise	MISC CONCRETE CONTRACT	Low	1266
360	SE BOISE	Boise	MISC CONCRETE CONTRACT	Medium	503
361	SE BOISE	Boise	MISC CONCRETE CONTRACT	Low	220
362	SE BOISE	Boise	MISC CONCRETE CONTRACT	Low	78
363	SE BOISE	Boise	MISC CONCRETE CONTRACT	Low	414
364	SE BOISE	Boise	MISC CONCRETE CONTRACT	Low	446
365	SE BOISE	Boise	MISC CONCRETE CONTRACT	Medium	468
366	SE BOISE	Boise	MISC CONCRETE CONTRACT	Medium	525
367	SE BOISE	Boise	MISC CONCRETE CONTRACT	High	712
368	SE BOISE	Boise	MISC CONCRETE CONTRACT	Low	713
369	SE BOISE	Boise	MISC CONCRETE CONTRACT	Low	354
370	SE BOISE	Boise	MISC CONCRETE CONTRACT	Low	184
371	SE BOISE	Boise	MISC CONCRETE CONTRACT	Low	871
372	SE BOISE	Boise	MISC CONCRETE CONTRACT	Low	283
373	SE BOISE	Boise	MISC CONCRETE CONTRACT	Low	293

Ada County Highway District | ADA Annual Report 2022

Segment Count	Sidewalk Work	City	Project Description	2018 Rank	Length (ft)
374	SE BOISE	Boise	MISC CONCRETE CONTRACT	Low	484
375	SE BOISE	Boise	MISC CONCRETE CONTRACT	Medium	91
376	SE BOISE	Boise	MISC CONCRETE CONTRACT	Medium	399
377	SE BOISE	Boise	MISC CONCRETE CONTRACT	High	760
378	SE BOISE	Boise	MISC CONCRETE CONTRACT	Low	299
379	JACKSON MANOR SUB	Boise	MISC CONCRETE CONTRACT	Low	349
380	SE BOISE	Boise	MISC CONCRETE CONTRACT	Medium	1014
381	SE BOISE	Boise	MISC CONCRETE CONTRACT	Low	2084
382	SE BOISE	Boise	MISC CONCRETE CONTRACT	Low	705
383	JACKSON MANOR SUB	Boise	MISC CONCRETE CONTRACT	Low	271
384	SE BOISE	Boise	MISC CONCRETE CONTRACT	Low	577
385	JACKSON MANOR SUB	Boise	MISC CONCRETE CONTRACT	Low	403
386	SE BOISE	Boise	MISC CONCRETE CONTRACT	No Deficiencies Identified	498
387	SE BOISE	Boise	MISC CONCRETE CONTRACT	Low	554
388	JACKSON MANOR SUB	Boise	MISC CONCRETE CONTRACT	Low	779
389	SE BOISE	Boise	MISC CONCRETE CONTRACT	High	509
390	SE BOISE	Boise	MISC CONCRETE CONTRACT	Medium	694
391	HIDDEN SPRINGS SUB	Ada County	MISC CONCRETE CONTRACT	No Deficiencies Identified	307
392	SE BOISE	Boise	MISC CONCRETE CONTRACT	Medium	336
393	SE BOISE	Boise	MISC CONCRETE CONTRACT	Low	860
394	SE BOISE	Boise	MISC CONCRETE CONTRACT	Low	175
395	SE BOISE	Boise	MISC CONCRETE CONTRACT	Medium	87

Ada County Highway District | ADA Annual Report 2022

Segment Count	Sidewalk Work	City	Project Description	2018 Rank	Length (ft)
396	SE BOISE	Boise	MISC CONCRETE CONTRACT	High	602
397	SE BOISE	Boise	MISC CONCRETE CONTRACT	Medium	190
398	SE BOISE	Boise	MISC CONCRETE CONTRACT	Medium	107
399	SE BOISE	Boise	MISC CONCRETE CONTRACT	Low	184
400	SE BOISE	Boise	MISC CONCRETE CONTRACT	Medium	204
401	SE BOISE	Boise	MISC CONCRETE CONTRACT	High	1136
402	SE BOISE	Boise	MISC CONCRETE CONTRACT	Low	188
403	SE BOISE	Boise	MISC CONCRETE CONTRACT	Medium	186
404	SE BOISE	Boise	MISC CONCRETE CONTRACT	Low	2140
405	SE BOISE	Boise	MISC CONCRETE CONTRACT	Low	514
406	SE BOISE	Boise	MISC CONCRETE CONTRACT	Medium	244
407	SE BOISE	Boise	MISC CONCRETE CONTRACT	High	638
408	SE BOISE	Boise	MISC CONCRETE CONTRACT	Medium	563
409	SE BOISE	Boise	MISC CONCRETE CONTRACT	Medium	235
410	SE BOISE	Boise	MISC CONCRETE CONTRACT	Low	925
411	SE BOISE	Boise	MISC CONCRETE CONTRACT	High	692
412	SE BOISE	Boise	MISC CONCRETE CONTRACT	Low	1050
413	SE BOISE	Boise	MISC CONCRETE CONTRACT	Low	225
414	SE BOISE	Boise	MISC CONCRETE CONTRACT	Medium	205
415	SE BOISE	Boise	MISC CONCRETE CONTRACT	Medium	449
416	SE BOISE	Boise	MISC CONCRETE CONTRACT	Medium	938
417	SE BOISE	Boise	MISC CONCRETE CONTRACT	Medium	735

Ada County Highway District | ADA Annual Report 2022

Segment Count	Sidewalk Work	City	Project Description	2018 Rank	Length (ft)
418	SE BOISE	Boise	MISC CONCRETE CONTRACT	Low	862
419	SE BOISE	Boise	MISC CONCRETE CONTRACT	Medium	505
420	SE BOISE	Boise	MISC CONCRETE CONTRACT	Medium	122
421	SE BOISE	Boise	MISC CONCRETE CONTRACT	Medium	471
422	SE BOISE	Boise	MISC CONCRETE CONTRACT	No Deficiencies Identified	399
423	SE BOISE	Boise	MISC CONCRETE CONTRACT	Medium	773
424	SE BOISE	Boise	MISC CONCRETE CONTRACT	Medium	213
425	SE BOISE	Boise	MISC CONCRETE CONTRACT	Low	296
426	JACKSON MANOR SUB	Boise	MISC CONCRETE CONTRACT	Low	253
427	JACKSON MANOR SUB	Boise	MISC CONCRETE CONTRACT	No Deficiencies Identified	126
428	JACKSON MANOR SUB	Boise	MISC CONCRETE CONTRACT	Low	356
429	JACKSON MANOR SUB	Boise	MISC CONCRETE CONTRACT	Low	393
430	JACKSON MANOR SUB	Boise	MISC CONCRETE CONTRACT	Low	493
431	JACKSON MANOR SUB	Boise	MISC CONCRETE CONTRACT	Low	413
432	JACKSON MANOR SUB	Boise	MISC CONCRETE CONTRACT	Low	759
433	JACKSON MANOR SUB	Boise	MISC CONCRETE CONTRACT	Low	271
434	JACKSON MANOR SUB	Boise	MISC CONCRETE CONTRACT	No Deficiencies Identified	776
435	JACKSON MANOR SUB	Boise	MISC CONCRETE CONTRACT	Low	549
436	JACKSON MANOR SUB	Boise	MISC CONCRETE CONTRACT	Low	1167
437	JACKSON MANOR SUB	Boise	MISC CONCRETE CONTRACT	Medium	600
438	JACKSON MANOR SUB	Boise	MISC CONCRETE CONTRACT	Low	650
439	JACKSON MANOR SUB	Boise	MISC CONCRETE CONTRACT	Low	1197

Ada County Highway District | ADA Annual Report 2022

Segment Count	Sidewalk Work	City	Project Description	2018 Rank	Length (ft)
440	JACKSON MANOR SUB	Boise	MISC CONCRETE CONTRACT	Low	250
441	JACKSON MANOR SUB	Boise	MISC CONCRETE CONTRACT	Low	89
442	JACKSON MANOR SUB	Boise	MISC CONCRETE CONTRACT	Low	394
443	JACKSON MANOR SUB	Boise	MISC CONCRETE CONTRACT	Low	918
444	JACKSON MANOR SUB	Boise	MISC CONCRETE CONTRACT	Low	1472
445	JACKSON MANOR SUB	Boise	MISC CONCRETE CONTRACT	Medium	228
446	JACKSON MANOR SUB	Boise	MISC CONCRETE CONTRACT	Low	570
447	JACKSON MANOR SUB	Boise	MISC CONCRETE CONTRACT	Low	1391
448	SE BOISE	Boise	MISC CONCRETE CONTRACT	Medium	413
449	SE BOISE	Boise	MISC CONCRETE CONTRACT	High	126
450	SE BOISE	Boise	MISC CONCRETE CONTRACT	Medium	243
451	STATE & ELLIS	Boise	MISC CONCRETE CONTRACT	Medium	480
452	STATE & ELLIS	Boise	MISC CONCRETE CONTRACT	Low	398
453	SE BOISE	Boise	MISC CONCRETE CONTRACT	Low	640
454	SE BOISE	Boise	MISC CONCRETE CONTRACT	Low	404
455	STATE & ELLIS	Boise	MISC CONCRETE CONTRACT	No Deficiencies Identified	92
456	STATE & ELLIS	Boise	MISC CONCRETE CONTRACT	Medium	294
457	STATE & ELLIS	Boise	MISC CONCRETE CONTRACT	Low	275
458	STATE & ELLIS	Boise	MISC CONCRETE CONTRACT	Low	310
459	STATE & ELLIS	Boise	MISC CONCRETE CONTRACT	Medium	189
460	STATE & ELLIS	Boise	MISC CONCRETE CONTRACT	Medium	30
461	STATE & ELLIS	Boise	MISC CONCRETE CONTRACT	No Deficiencies Identified	474

Ada County Highway District | ADA Annual Report 2022

Segment Count	Sidewalk Work	City	Project Description	2018 Rank	Length (ft)
462	STATE & ELLIS	Boise	MISC CONCRETE CONTRACT	No Deficiencies Identified	277
463	STATE & ELLIS	Boise	MISC CONCRETE CONTRACT	No Deficiencies Identified	275
464	STATE & ELLIS	Boise	MISC CONCRETE CONTRACT	No Deficiencies Identified	274
465	STATE & ELLIS	Boise	MISC CONCRETE CONTRACT	No Deficiencies Identified	676
466	STATE & ELLIS	Boise	MISC CONCRETE CONTRACT	No Deficiencies Identified	383
467	STATE & ELLIS	Boise	MISC CONCRETE CONTRACT	No Deficiencies Identified	364
468	STATE & ELLIS	Boise	MISC CONCRETE CONTRACT	No Deficiencies Identified	352
469	STATE & ELLIS	Boise	MISC CONCRETE CONTRACT	No Deficiencies Identified	348
470	TODD	Meridian	MISC CONCRETE CONTRACT	Low	480
471	TODD	Meridian	MISC CONCRETE CONTRACT	Low	44
472	TODD	Meridian	MISC CONCRETE CONTRACT	Low	186
473	SE BOISE	Boise	MISC CONCRETE CONTRACT	Medium	216
474	SE BOISE	Boise	MISC CONCRETE CONTRACT	Medium	442
475	JACKSON MANOR SUB	Boise	MISC CONCRETE CONTRACT	Low	976
476	JACKSON MANOR SUB	Boise	MISC CONCRETE CONTRACT	Low	246
477	JACKSON MANOR SUB	Boise	MISC CONCRETE CONTRACT	Medium	1146
478	JACKSON MANOR SUB	Boise	MISC CONCRETE CONTRACT	Medium	876
479	Achd Project	Boise	ACHD PROJECT	No Deficiencies Identified	11
480	Achd Project	Boise	ACHD PROJECT	No Deficiencies Identified	25
481	Achd Project	Boise	ACHD PROJECT	No Deficiencies Identified	20
482	Achd Project	Boise	ACHD PROJECT	No Deficiencies Identified	40
483	SE BOISE	Boise	MISC CONCRETE CONTRACT	No Deficiencies Identified	531

Ada County Highway District | ADA Annual Report 2022

Segment Count	Sidewalk Work	City	Project Description	2018 Rank	Length (ft)
484	Achd Project	Boise	ACHD PROJECT	No Deficiencies Identified	17
485	Achd Project	Boise	ACHD PROJECT	No Deficiencies Identified	29
486	Achd Project	Boise	ACHD PROJECT	No Deficiencies Identified	17
487	Achd Project	Boise	ACHD PROJECT	No Deficiencies Identified	15
488	SE BOISE	Boise	MISC CONCRETE CONTRACT	Low	353
489	HIDDEN SPRINGS SUB	Ada County	MISC CONCRETE CONTRACT	No Deficiencies Identified	2343
490	HIDDEN SPRINGS SUB	Ada County	MISC CONCRETE CONTRACT	No Deficiencies Identified	758
491	BROOKWOOD	Eagle	MISC CONCRETE CONTRACT	No Deficiencies Identified	2435
492	BROOKWOOD	Eagle	MISC CONCRETE CONTRACT	No Deficiencies Identified	1935
493	BROOKWOOD	Eagle	MISC CONCRETE CONTRACT	No Deficiencies Identified	836
494	STATE & ELLIS	Boise	MISC CONCRETE CONTRACT	No Deficiencies Identified	222
495	SE BOISE	Boise	MISC CONCRETE CONTRACT	No Deficiencies Identified	294
496	HIDDEN SPRINGS SUB	Ada County	MISC CONCRETE CONTRACT	No Deficiencies Identified	288
497	HIDDEN SPRINGS SUB	Ada County	MISC CONCRETE CONTRACT	No Deficiencies Identified	307
498	HIDDEN SPRINGS SUB	Ada County	MISC CONCRETE CONTRACT	No Deficiencies Identified	318
499	HIDDEN SPRINGS SUB	Ada County	MISC CONCRETE CONTRACT	No Deficiencies Identified	150
500	HIDDEN SPRINGS SUB	Ada County	MISC CONCRETE CONTRACT	No Deficiencies Identified	227
501	HIDDEN SPRINGS SUB	Ada County	MISC CONCRETE CONTRACT	No Deficiencies Identified	308
502	JACKSON MANOR SUB	Boise	MISC CONCRETE CONTRACT	No Deficiencies Identified	246
503	TODD	Meridian	MISC CONCRETE CONTRACT	No Deficiencies Identified	21
504	TODD	Meridian	MISC CONCRETE CONTRACT	No Deficiencies Identified	12
505	HIDDEN SPRINGS SUB	Ada County	MISC CONCRETE CONTRACT	No Deficiencies Identified	181

Ada County Highway District | ADA Annual Report 2022

Segment Count	Sidewalk Work	City	Project Description	2018 Rank	Length (ft)
506	HIDDEN SPRINGS SUB	Ada County	MISC CONCRETE CONTRACT	No Deficiencies Identified	494
507	HIDDEN SPRINGS SUB	Ada County	MISC CONCRETE CONTRACT	No Deficiencies Identified	912
508	HIDDEN SPRINGS SUB	Ada County	MISC CONCRETE CONTRACT	No Deficiencies Identified	788
509	BROOKWOOD	Eagle	MISC CONCRETE CONTRACT	No Deficiencies Identified	177
510	BROOKWOOD	Eagle	MISC CONCRETE CONTRACT	No Deficiencies Identified	252
511	BROOKWOOD	Eagle	MISC CONCRETE CONTRACT	No Deficiencies Identified	180
512	BROOKWOOD	Eagle	MISC CONCRETE CONTRACT	No Deficiencies Identified	209
513	Achd Project	Boise	MISC CONCRETE CONTRACT	No Deficiencies Identified	51
514	SE BOISE	Boise	MISC CONCRETE CONTRACT	Low	177
515	SE BOISE	Boise	MISC CONCRETE CONTRACT	Low	225
516	SE BOISE	Boise	MISC CONCRETE CONTRACT	Low	456
517	SE BOISE	Boise	MISC CONCRETE CONTRACT	Low	1874
518	Achd Project	Boise	ACHD PROJECT	No Deficiencies Identified	32
519	Achd Project	Boise	ACHD PROJECT	No Deficiencies Identified	39
520	Haz SW Contract - SW Corner of NW 2nd St/Cherry Lane, Meridian	Meridian	MISC CONCRETE CONTRACT	No Deficiencies Identified	255
521	SE BOISE	Boise	MISC CONCRETE CONTRACT	Low	115
522	SE BOISE	Boise	MISC CONCRETE CONTRACT	Medium	1329
523	SE BOISE	Boise	MISC CONCRETE CONTRACT	High	500
524	SE BOISE	Boise	MISC CONCRETE CONTRACT	Medium	299
525	SE BOISE	Boise	MISC CONCRETE CONTRACT	Low	443
526	SE BOISE	Boise	MISC CONCRETE CONTRACT	High	188
527	SE BOISE	Boise	MISC CONCRETE CONTRACT		741

Ada County Highway District | ADA Annual Report 2022

Segment Count	Sidewalk Work	City	Project Description	2018 Rank	Length (ft)
528	SE BOISE	Boise	MISC CONCRETE CONTRACT	Low	528
529	SE BOISE	Boise	MISC CONCRETE CONTRACT	Low	282
530	SE BOISE	Boise	MISC CONCRETE CONTRACT	Low	661
531	HIDDEN SPRINGS SUB	Ada County	MISC CONCRETE CONTRACT	No Deficiencies Identified	129
532	HIDDEN SPRINGS SUB	Ada County	MISC CONCRETE CONTRACT	No Deficiencies Identified	38
533	HIDDEN SPRINGS SUB	Ada County	MISC CONCRETE CONTRACT	No Deficiencies Identified	151
534	HIDDEN SPRINGS SUB	Ada County	MISC CONCRETE CONTRACT	No Deficiencies Identified	127
535	HIDDEN SPRINGS SUB	Ada County	MISC CONCRETE CONTRACT	No Deficiencies Identified	202
536	HIDDEN SPRINGS SUB	Ada County	MISC CONCRETE CONTRACT	No Deficiencies Identified	99
537	HIDDEN SPRINGS SUB	Ada County	MISC CONCRETE CONTRACT	No Deficiencies Identified	59
538	HIDDEN SPRINGS SUB	Ada County	MISC CONCRETE CONTRACT	No Deficiencies Identified	71
539	HIDDEN SPRINGS SUB	Ada County	MISC CONCRETE CONTRACT	No Deficiencies Identified	124
540	HIDDEN SPRINGS SUB	Ada County	MISC CONCRETE CONTRACT	No Deficiencies Identified	213
541	HIDDEN SPRINGS SUB	Ada County	MISC CONCRETE CONTRACT	No Deficiencies Identified	1442
542	HIDDEN SPRINGS SUB	Ada County	MISC CONCRETE CONTRACT	No Deficiencies Identified	76
543	HIDDEN SPRINGS SUB	Ada County	MISC CONCRETE CONTRACT	No Deficiencies Identified	304
544	HIDDEN SPRINGS SUB	Ada County	MISC CONCRETE CONTRACT	No Deficiencies Identified	388
545	HIDDEN SPRINGS SUB	Ada County	MISC CONCRETE CONTRACT	No Deficiencies Identified	193
546	HIDDEN SPRINGS SUB	Ada County	MISC CONCRETE CONTRACT	No Deficiencies Identified	169
547	HIDDEN SPRINGS SUB	Ada County	MISC CONCRETE CONTRACT	No Deficiencies Identified	125
548	HIDDEN SPRINGS SUB	Ada County	MISC CONCRETE CONTRACT	No Deficiencies Identified	474
549	HIDDEN SPRINGS SUB	Ada County	MISC CONCRETE CONTRACT	No Deficiencies Identified	316

Ada County Highway District | ADA Annual Report 2022

Segment Count	Sidewalk Work	City	Project Description	2018 Rank	Length (ft)
550	HIDDEN SPRINGS SUB	Ada County	MISC CONCRETE CONTRACT	No Deficiencies Identified	187
551	HIDDEN SPRINGS SUB	Ada County	MISC CONCRETE CONTRACT	No Deficiencies Identified	396
552	HIDDEN SPRINGS SUB	Ada County	MISC CONCRETE CONTRACT	No Deficiencies Identified	30
553	HIDDEN SPRINGS SUB	Ada County	MISC CONCRETE CONTRACT	No Deficiencies Identified	51
554	HIDDEN SPRINGS SUB	Ada County	MISC CONCRETE CONTRACT	No Deficiencies Identified	137
555	HIDDEN SPRINGS SUB	Ada County	MISC CONCRETE CONTRACT	No Deficiencies Identified	248
556	HIDDEN SPRINGS SUB	Ada County	MISC CONCRETE CONTRACT	No Deficiencies Identified	16
557	HIDDEN SPRINGS SUB	Ada County	MISC CONCRETE CONTRACT	No Deficiencies Identified	419
558	HIDDEN SPRINGS SUB	Ada County	MISC CONCRETE CONTRACT	No Deficiencies Identified	60
559	HIDDEN SPRINGS SUB	Ada County	MISC CONCRETE CONTRACT	No Deficiencies Identified	33
560	HIDDEN SPRINGS SUB	Ada County	MISC CONCRETE CONTRACT	No Deficiencies Identified	72
561	HIDDEN SPRINGS SUB	Ada County	MISC CONCRETE CONTRACT	No Deficiencies Identified	135
562	HIDDEN SPRINGS SUB	Ada County	MISC CONCRETE CONTRACT	No Deficiencies Identified	178
563	HIDDEN SPRINGS SUB	Ada County	MISC CONCRETE CONTRACT	No Deficiencies Identified	255
564	HIDDEN SPRINGS SUB	Ada County	MISC CONCRETE CONTRACT	No Deficiencies Identified	66
565	HIDDEN SPRINGS SUB	Ada County	MISC CONCRETE CONTRACT	No Deficiencies Identified	74
566	HIDDEN SPRINGS SUB	Ada County	MISC CONCRETE CONTRACT	No Deficiencies Identified	477
567	HIDDEN SPRINGS SUB	Ada County	MISC CONCRETE CONTRACT	No Deficiencies Identified	194
568	HIDDEN SPRINGS SUB	Ada County	MISC CONCRETE CONTRACT	No Deficiencies Identified	271
569	HIDDEN SPRINGS SUB	Ada County	MISC CONCRETE CONTRACT	No Deficiencies Identified	616
570	HIDDEN SPRINGS SUB	Ada County	MISC CONCRETE CONTRACT	No Deficiencies Identified	366
571	HIDDEN SPRINGS SUB	Ada County	MISC CONCRETE CONTRACT	No Deficiencies Identified	358

Ada County Highway District | ADA Annual Report 2022

Segment Count	Sidewalk Work	City	Project Description	2018 Rank	Length (ft)
572	HIDDEN SPRINGS SUB	Ada County	MISC CONCRETE CONTRACT	No Deficiencies Identified	433
573	HIDDEN SPRINGS SUB	Ada County	MISC CONCRETE CONTRACT	No Deficiencies Identified	2329
574	HIDDEN SPRINGS SUB	Ada County	MISC CONCRETE CONTRACT	No Deficiencies Identified	611
575	HIDDEN SPRINGS SUB	Ada County	MISC CONCRETE CONTRACT	No Deficiencies Identified	168
576	HIDDEN SPRINGS SUB	Ada County	MISC CONCRETE CONTRACT	No Deficiencies Identified	340
577	HIDDEN SPRINGS SUB	Ada County	MISC CONCRETE CONTRACT	No Deficiencies Identified	765
578	HIDDEN SPRINGS SUB	Ada County	MISC CONCRETE CONTRACT	No Deficiencies Identified	170
579	HIDDEN SPRINGS SUB	Ada County	MISC CONCRETE CONTRACT	No Deficiencies Identified	299
580	HIDDEN SPRINGS SUB	Ada County	MISC CONCRETE CONTRACT	No Deficiencies Identified	1191
581	HIDDEN SPRINGS SUB	Ada County	MISC CONCRETE CONTRACT	No Deficiencies Identified	229
582	HIDDEN SPRINGS SUB	Ada County	MISC CONCRETE CONTRACT	No Deficiencies Identified	41
583	HIDDEN SPRINGS SUB	Ada County	MISC CONCRETE CONTRACT	No Deficiencies Identified	25
584	HIDDEN SPRINGS SUB	Ada County	MISC CONCRETE CONTRACT	No Deficiencies Identified	2532
585	HIDDEN SPRINGS SUB	Ada County	MISC CONCRETE CONTRACT	No Deficiencies Identified	1490
586	HIDDEN SPRINGS SUB	Ada County	MISC CONCRETE CONTRACT	No Deficiencies Identified	303
587	HIDDEN SPRINGS SUB	Ada County	MISC CONCRETE CONTRACT	No Deficiencies Identified	120
588	HIDDEN SPRINGS SUB	Ada County	MISC CONCRETE CONTRACT	No Deficiencies Identified	499
589	HIDDEN SPRINGS SUB	Ada County	MISC CONCRETE CONTRACT	No Deficiencies Identified	119
590	HIDDEN SPRINGS SUB	Ada County	MISC CONCRETE CONTRACT	No Deficiencies Identified	146
591	HIDDEN SPRINGS SUB	Ada County	MISC CONCRETE CONTRACT	No Deficiencies Identified	136
592	HIDDEN SPRINGS SUB	Ada County	MISC CONCRETE CONTRACT	No Deficiencies Identified	96
593	HIDDEN SPRINGS SUB	Ada County	MISC CONCRETE CONTRACT	No Deficiencies Identified	111

Ada County Highway District | ADA Annual Report 2022

Segment Count	Sidewalk Work	City	Project Description	2018 Rank	Length (ft)
594	HIDDEN SPRINGS SUB	Ada County	MISC CONCRETE CONTRACT	No Deficiencies Identified	129
595	HIDDEN SPRINGS SUB	Ada County	MISC CONCRETE CONTRACT	No Deficiencies Identified	176
596	HIDDEN SPRINGS SUB	Ada County	MISC CONCRETE CONTRACT	No Deficiencies Identified	106
597	HIDDEN SPRINGS SUB	Ada County	MISC CONCRETE CONTRACT	No Deficiencies Identified	97
598	HIDDEN SPRINGS SUB	Ada County	MISC CONCRETE CONTRACT	No Deficiencies Identified	312
599	HIDDEN SPRINGS SUB	Ada County	MISC CONCRETE CONTRACT	No Deficiencies Identified	11
600	HIDDEN SPRINGS SUB	Ada County	MISC CONCRETE CONTRACT	No Deficiencies Identified	30
601	HIDDEN SPRINGS SUB	Ada County	MISC CONCRETE CONTRACT	No Deficiencies Identified	28
602	HIDDEN SPRINGS SUB	Ada County	MISC CONCRETE CONTRACT	No Deficiencies Identified	137
603	HIDDEN SPRINGS SUB	Ada County	MISC CONCRETE CONTRACT	No Deficiencies Identified	103
604	HIDDEN SPRINGS SUB	Ada County	MISC CONCRETE CONTRACT	No Deficiencies Identified	248
605	HIDDEN SPRINGS SUB	Ada County	MISC CONCRETE CONTRACT	No Deficiencies Identified	16
606	HIDDEN SPRINGS SUB	Ada County	MISC CONCRETE CONTRACT	No Deficiencies Identified	60
607	HIDDEN SPRINGS SUB	Ada County	MISC CONCRETE CONTRACT	No Deficiencies Identified	128
608	HIDDEN SPRINGS SUB	Ada County	MISC CONCRETE CONTRACT	No Deficiencies Identified	178
609	HIDDEN SPRINGS SUB	Ada County	MISC CONCRETE CONTRACT	No Deficiencies Identified	360
610	HIDDEN SPRINGS SUB	Ada County	MISC CONCRETE CONTRACT	No Deficiencies Identified	1410
611	HIDDEN SPRINGS SUB	Ada County	MISC CONCRETE CONTRACT	No Deficiencies Identified	1382
612	HIDDEN SPRINGS SUB	Ada County	MISC CONCRETE CONTRACT	No Deficiencies Identified	652
613	HIDDEN SPRINGS SUB	Ada County	MISC CONCRETE CONTRACT	No Deficiencies Identified	851
614	HIDDEN SPRINGS SUB	Ada County	MISC CONCRETE CONTRACT	No Deficiencies Identified	152
615	HIDDEN SPRINGS SUB	Ada County	MISC CONCRETE CONTRACT	No Deficiencies Identified	487

Ada County Highway District | ADA Annual Report 2022

Segment Count	Sidewalk Work	City	Project Description	2018 Rank	Length (ft)
616	HIDDEN SPRINGS SUB	Ada County	MISC CONCRETE CONTRACT	No Deficiencies Identified	252
617	HIDDEN SPRINGS SUB	Ada County	MISC CONCRETE CONTRACT	No Deficiencies Identified	433
618	HIDDEN SPRINGS SUB	Ada County	MISC CONCRETE CONTRACT	No Deficiencies Identified	433
619	HIDDEN SPRINGS SUB	Ada County	MISC CONCRETE CONTRACT	No Deficiencies Identified	554
620	HIDDEN SPRINGS SUB	Ada County	MISC CONCRETE CONTRACT	No Deficiencies Identified	271
621	HIDDEN SPRINGS SUB	Ada County	MISC CONCRETE CONTRACT	No Deficiencies Identified	271
622	HIDDEN SPRINGS SUB	Ada County	MISC CONCRETE CONTRACT	No Deficiencies Identified	1099
623	HIDDEN SPRINGS SUB	Ada County	MISC CONCRETE CONTRACT	No Deficiencies Identified	480
624	HIDDEN SPRINGS SUB	Ada County	MISC CONCRETE CONTRACT	No Deficiencies Identified	36
625	HIDDEN SPRINGS SUB	Ada County	MISC CONCRETE CONTRACT	No Deficiencies Identified	507
626	HIDDEN SPRINGS SUB	Ada County	MISC CONCRETE CONTRACT	No Deficiencies Identified	505
627	HIDDEN SPRINGS SUB	Ada County	MISC CONCRETE CONTRACT	No Deficiencies Identified	126
628	HIDDEN SPRINGS SUB	Ada County	MISC CONCRETE CONTRACT	No Deficiencies Identified	411
629	HIDDEN SPRINGS SUB	Ada County	MISC CONCRETE CONTRACT	No Deficiencies Identified	253
630	HIDDEN SPRINGS SUB	Ada County	MISC CONCRETE CONTRACT	No Deficiencies Identified	249
631	JACKSON MANOR SUB	Boise	MISC CONCRETE CONTRACT	Medium	206
632	JACKSON MANOR SUB	Boise	MISC CONCRETE CONTRACT	High	198

Appendix B: Curb Ramp Matrix, Description, Projects Map and Projects Completed

Table B1: Curb Ramp Priority Matrix - ADA 35.150(d) Geospatial Proximity Priorities

Priorities (Category)	Priority Description	A: Location of Citizen ADA Complaint and/or Request	B: Location Serving Government Offices and Public Facilities	C: Location Serving Transportation	D: Location Serving Commercial Districts, Employers	E: Location Serving Other Areas
1	Refer to Category 1 Description	A1: High Priority	B1: High Priority	C1: High Priority	D1: High Priority	E1: Low Priority
2	Refer to Category 2 Description	A2: High Priority	B2: High Priority	C2: High Priority	D2: Medium Priority	E2: Low Priority
3	Refer to Category 3 Description	A3: High Priority	B3: Medium Priority	C3: Medium Priority	D3: Medium Priority	E3: Low Priority
5	Refer to Category 4 Description	A4: High Priority	B4: Low Priority	C4: Low Priority	D4: Low Priority	E4: Low Priority
5	No Deficiencies Identified	A5	B5	C5	D5	E5

Note on Table A1: The priorities listed under columns B, C, D, and E are specified under title II 28 CFR § 35.150 (d)

Curb Ramp Barrier Descriptions

Category 1:

- The curb ramp is constructed with asphalt.
- The curb ramp condition is very poor.

Category 2:

- The curb ramp condition is below average.
- Top landing is less than three-by-three feet or there is no top landing.
- Width of ramp is less than 36 inches.
- Curb ramp is built prior to 2010 and is not located within marked crossings (when present).
- Curb ramp is built prior to 2010 and the bottom landing width is less than 36 inches.
- Running slope of ramp exceeds 8.33 percent.

Category 3:

- The curb ramp condition is average.
- Top landing is 36 to 47 inches.
- Width of ramp is 36 to 47 inches.
- Curb ramp is built prior to 2010 and the bottom landing width is 36 to 47 inches.
- Curb ramp is built prior to 2010 and the bottom landing slope is greater than two percent.

Category 4:

- Cross slope of ramp exceeds two percent
- Curb ramp is built prior to 2010 and flared sides (if applicable) exceed 10 percent.
- Curb ramp is built prior to 2010 where the bottom of the ramp is not flush.

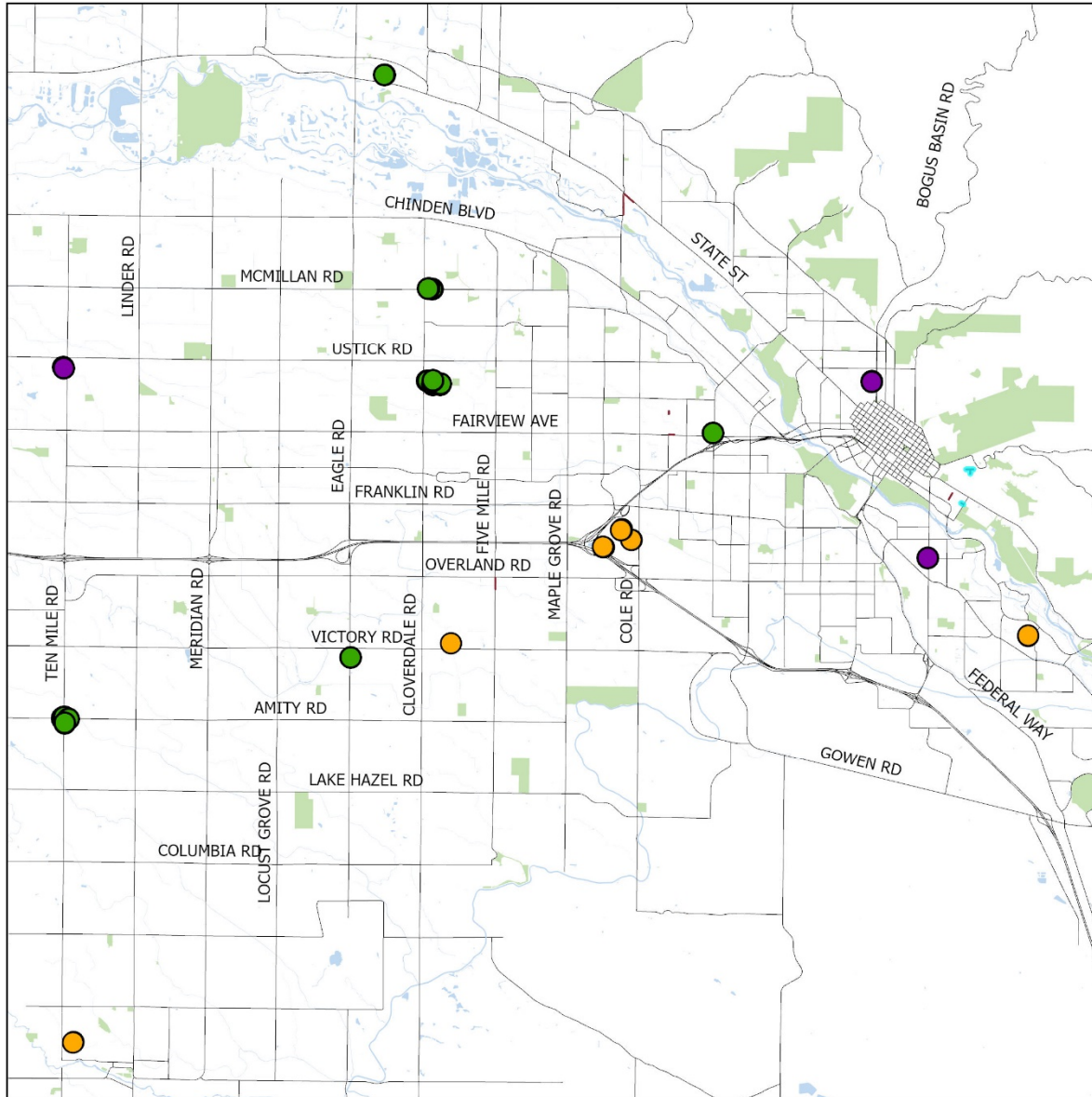
Category 5:

- Curb ramp built 2010 or later and/or no deficiencies identified



**Ada County Highway District
Ada Transition Plan**

**Appendix B:
Curb Ramps Replaced or
Repaired by ACHD in 2022**



Pedestrian Ramp Priority

- High
- Medium
- Low

- Major Roadways
- Parks and Green Spaces
- Water Features

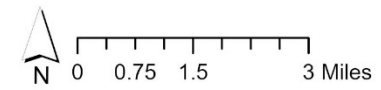


Table B2: 2022 Curb Ramp Repairs and Installments by ACHD

Project	Project Description	Jurisdiction	Ramp Work	2018 Rank	Ramp Count
1	Peconic and Canonero	Boise	ACHD Project	Medium	1
2	Kuna Middle School Zone	Kuna	ACHD Project	Medium	1
3	Kuna Middle School Zone	Kuna	ACHD Project	Medium	1
4	Miscellaneous Concrete Contract	Boise	Miscellaneous Concrete Contract	Medium	1
5	Miscellaneous Concrete Contract	Boise	Miscellaneous Concrete Contract	Medium	1
6	Jackson Manor	Boise	Miscellaneous Concrete Contract	Medium	1
7	Jackson Manor	Boise	Miscellaneous Concrete Contract	Medium	1
8	Jackson Manor	Boise	Miscellaneous Concrete Contract	Medium	1
9	Jackson Manor	Boise	Miscellaneous Concrete Contract	Medium	1
12	Jackson Manor	Boise	Miscellaneous Concrete Contract	Medium	1
13	Jackson Manor	Boise	Miscellaneous Concrete Contract	Medium	1
14	Jackson Manor	Boise	Miscellaneous Concrete Contract	Medium	1
15	Jackson Manor	Boise	Miscellaneous Concrete Contract	Medium	1
16	Project No. 308004: Ten Mile Road and Amity Road Roundabout	Meridian	ACHD Project	Low	1
17	Project No. 308004: Ten Mile Road and Amity Road Roundabout	Meridian	ACHD Project	Low	1

Project	Project Description	Jurisdiction	Ramp Work	2018 Rank	Ramp Count
18	Project No. 308004: Ten Mile Road and Amity Road Roundabout	Meridian	ACHD Project	Low	1
19	Project No. 308004: Ten Mile Road and Amity Road Roundabout	Meridian	ACHD Project	Low	1
20	Project No. 308004: Ten Mile Road and Amity Road Roundabout	Meridian	ACHD Project	Low	1
21	Project No. 308004: Ten Mile Road and Amity Road Roundabout	Meridian	ACHD Project	Low	1
22	Project No. 308004: Ten Mile Road and Amity Road Roundabout	Meridian	ACHD Project	Low	1
23	Project No. 308004: Ten Mile Road and Amity Road Roundabout	Meridian	ACHD Project	Low	1
24	Project No. 308004: Ten Mile Road and Amity Road Roundabout	Meridian	ACHD Project	Low	2
25	Project No. 308004: Ten Mile Road and Amity Road Roundabout	Meridian	ACHD Project	Low	2
26	Project No. 308004: Ten Mile Road and Amity Road Roundabout	Meridian	ACHD Project	Low	2
27	Project No. 308004: Ten Mile Road and Amity Road Roundabout	Meridian	ACHD Project	Low	1
28	Project No. 308004: Ten Mile Road and Amity Road Roundabout	Meridian	ACHD Project	Low	1
29	Project No. 308004: Ten Mile Road and Amity Road Roundabout	Meridian	ACHD Project	Low	1
30	Project No. 308004: Ten Mile Road and Amity Road Roundabout	Meridian	ACHD Project	Low	1

Project	Project Description	Jurisdiction	Ramp Work	2018 Rank	Ramp Count
31	Project No. 308004: Ten Mile Road and Amity Road Roundabout	Meridian	ACHD Project	Low	1
32	Project No. 308004: Ten Mile Road and Amity Road Roundabout	Meridian	ACHD Project	Low	1
33	Project No. 308004: Ten Mile Road and Amity Road Roundabout	Meridian	ACHD Project	Low	1
34	Project No. 514033: Plaza Dr, 2 nd St to Palmetto	Eagle	ACHD Project	Low	1
35	Project No. 514033: Plaza Dr, 2 nd St to Palmetto	Eagle	ACHD Project	Low	1
36	Project No. 518040: Eagle Rd, Amity Rd to Victory Rd	Meridian	ACHD Project	Low	1
37	52144	Boise	ACHD Project	Low	1
38	McMillan Rd, Cloverdale Rd to Lena Ave	Boise	ACHD Project	Low	1
39	McMillan Rd, Cloverdale Rd to Lena Ave	Boise	ACHD Project	Low	1
40	McMillan Rd, Cloverdale Rd to Lena Ave	Boise	ACHD Project	Low	1
41	McMillan Rd, Cloverdale Rd to Lena Ave	Boise	ACHD Project	Low	1
42	Intersection of Tattenham Way and Cloverdale Rd	Boise	ACHD Project	Low	1
43	Intersection of Tattenham Way and Cloverdale Rd	Boise	ACHD Project	Low	1
44	Ardyce St and Fastwater Ave	Boise	ACHD Project	Low	1
45	Ardyce St and Fastwater Ave	Boise	ACHD Project	Low	1

Project	Project Description	Jurisdiction	Ramp Work	2018 Rank	Ramp Count
46	Ardyce St and Fastwater Ave	Boise	ACHD Project	Low	1
47	Ardyce St and Fastwater Ave	Boise	ACHD Project	Low	1
48	Ardyce St and Fastwater Ave	Boise	ACHD Project	Low	1
49	Ardyce St and Fastwater Ave	Boise	ACHD Project	Low	1
50	Ardyce St and Fastwater Ave	Boise	ACHD Project	Low	1
51	Ardyce St and Fastwater Ave	Boise	ACHD Project	Low	1
52	Ardyce St and Fastwater Ave	Boise	ACHD Project	Low	1
53	Ardyce St and Fastwater Ave	Boise	ACHD Project	Low	1
54	Project No. 710023: 17 th St and Eastman	Boise	ACHD Project	High	2
55	2004 GPS Sidewalk Project	Boise	ACHD Project	High	2
56	Miscellaneous Concrete Contract	Meridian	ACHD Project	High	2
57	2004 GPS Sidewalk Project	Boise	ACHD Project	High	2

Appendix C: Pedestrian Pushbuttons Projects Map and Projects Completed

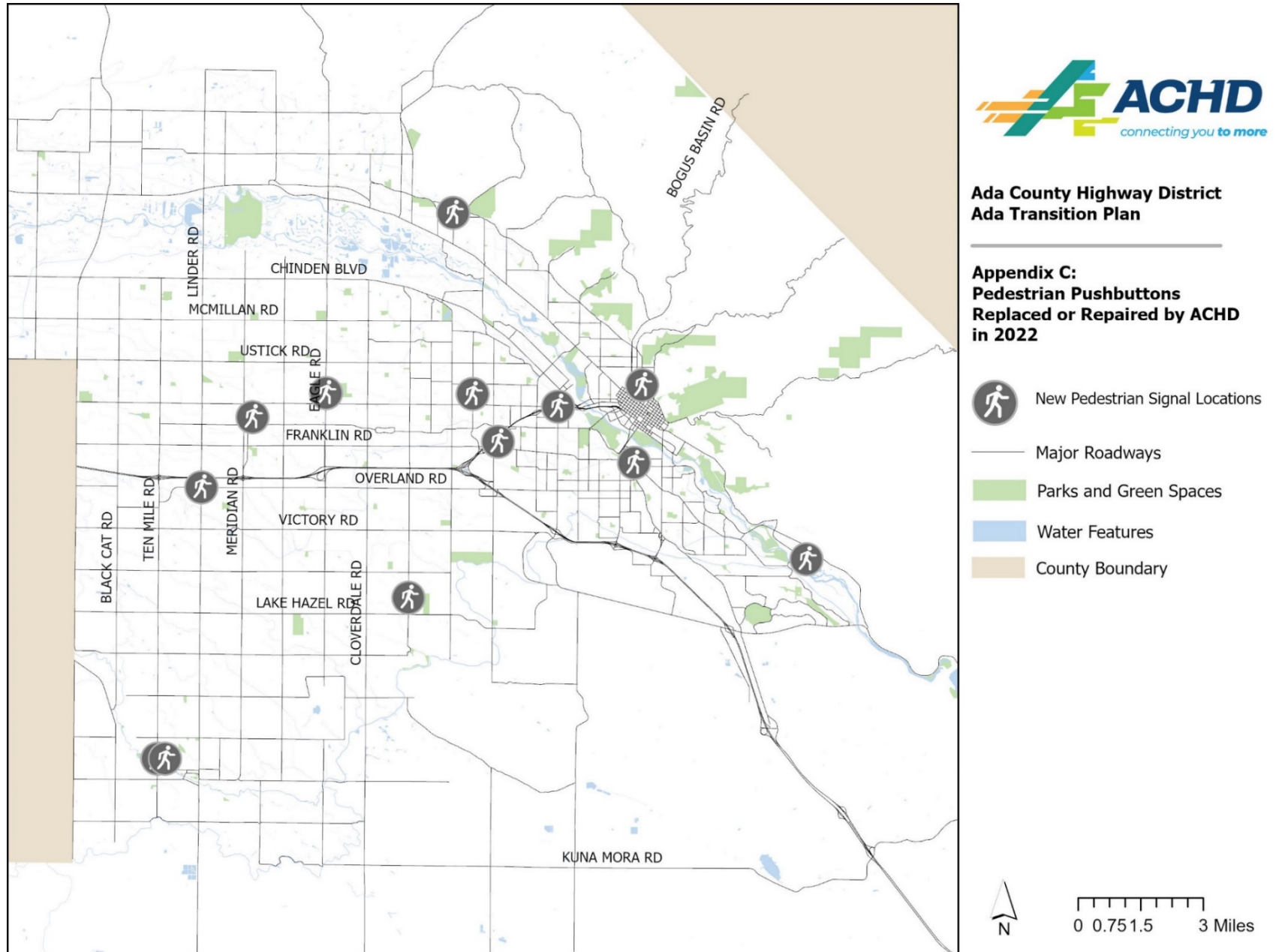


Table C1: 2022 Pedestrian Pushbutton Repairs and Installments

Installation Count	Location	Jurisdiction	Description
1	Intersection of Overland Rd and Linder Rd	Meridian	Install Accessible Pedestrian Signals
2	Intersection of Overland Rd and Linder Rd	Meridian	Install Accessible Pedestrian Signals
3	Intersection of Overland Rd and Linder Rd	Meridian	Install Accessible Pedestrian Signals
4	Intersection of Overland Rd and Linder Rd	Meridian	Install Accessible Pedestrian Signals
5	Intersection of Overland Rd and Linder Rd	Meridian	Install Accessible Pedestrian Signals
6	Intersection of Overland Rd and Linder Rd	Meridian	Install Accessible Pedestrian Signals
7	Intersection of Overland Rd and Linder Rd	Meridian	Install Accessible Pedestrian Signals
8	Intersection of Overland Rd and Linder Rd	Meridian	Install Accessible Pedestrian Signals
9	Eckert Rd and Arrow Junction Dr	Boise	Install a Rectangular Rapid Flashing Beacon
10	Eckert Rd and Arrow Junction Dr	Boise	Install a Rectangular Rapid Flashing Beacon
11	Intersection of 13th St and Resseguie St	Boise	Install a Rectangular Rapid Flashing Beacon
12	Intersection of 13th St and Resseguie St	Boise	Install a Rectangular Rapid Flashing Beacon
13	Intersection of Five Mile Rd and Hazel Park St	Boise	Install a Pedestrian Hybrid Beacon
14	Intersection of Five Mile Rd and Hazel Park St	Boise	Install a Pedestrian Hybrid Beacon
15	Intersection of 2nd 1/2 St and Washington Ave	Meridian	Install a Rectangular Rapid Flashing Beacon
16	Intersection of 2nd 1/2 St and Washington Ave	Meridian	Install a Rectangular Rapid Flashing Beacon
17	Intersection of Ten Mile Rd and Boise St	Kuna	Install a Pedestrian Hybrid Beacon
18	Intersection of Ten Mile Rd and Boise St	Kuna	Install a Pedestrian Hybrid Beacon
19	Boise St at Kuna Middle School	Kuna	Install a Rectangular Rapid Flashing Beacon

Installation Count	Location	Jurisdiction	Description
20	Boise St at Kuna Middle School	Kuna	Install a Rectangular Rapid Flashing Beacon
21	Boise Ave and Joyce St	Boise	Install a Rectangular Rapid Flashing Beacon
22	Boise Ave and Joyce St	Boise	Install a Rectangular Rapid Flashing Beacon
23	Barrister Dr at Ada County Sheriff's Office	Boise	Install a Rectangular Rapid Flashing Beacon
24	Barrister Dr at Ada County Sheriff's Office	Boise	Install a Rectangular Rapid Flashing Beacon
25	Intersection of Orchard St and Fairview Ave	Boise	Install Accessible Pedestrian Signals
26	Intersection of Orchard St and Fairview Ave	Boise	Install Accessible Pedestrian Signals
27	Intersection of Orchard St and Fairview Ave	Boise	Install Accessible Pedestrian Signals
28	Intersection of Orchard St and Fairview Ave	Boise	Install Accessible Pedestrian Signals
29	Intersection of Orchard St and Fairview Ave	Boise	Install Accessible Pedestrian Signals
30	Intersection of Orchard St and Fairview Ave	Boise	Install Accessible Pedestrian Signals
31	Intersection of Orchard St and Fairview Ave	Boise	Install Accessible Pedestrian Signals
32	Intersection of Orchard St and Fairview Ave	Boise	Install Accessible Pedestrian Signals
33	Intersection of Eagle Rd and Village Dr	Meridian	Install Accessible Pedestrian Signals
34	Intersection of Eagle Rd and Village Dr	Meridian	Install Accessible Pedestrian Signals
35	Intersection of Milwaukee St and Middlefield Rd	Boise	Install a Rectangular Rapid Flashing Beacon
36	Intersection of Milwaukee St and Middlefield Rd	Boise	Install a Rectangular Rapid Flashing Beacon
37	Intersection of Hill Rd Pkwy and Bogart Ln	Garden City	Install a Pedestrian Hybrid Beacon
38	Intersection of Hill Rd Pkwy and Bogart Ln	Garden City	Install a Pedestrian Hybrid Beacon