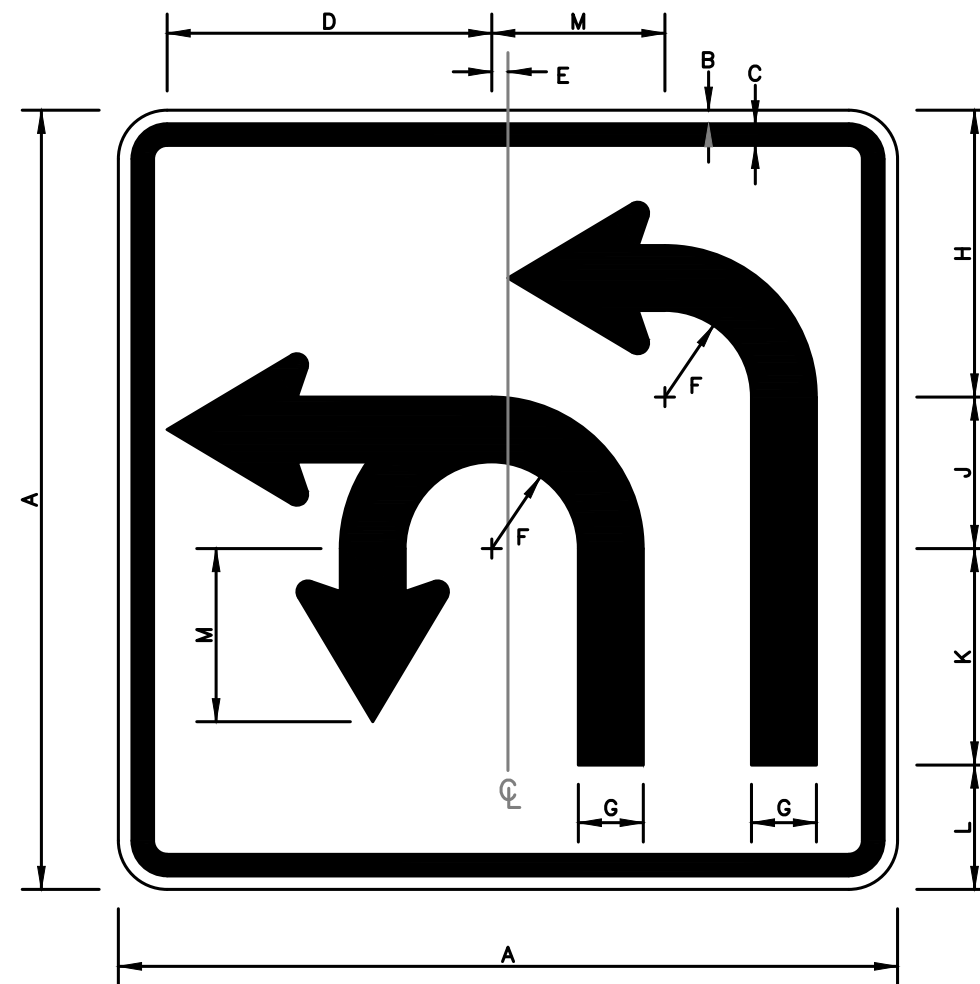


SIZE	DIMENSIONS (INCHES)									
	A	B	C	D*	E*	F	G	H	J	K
MINIMUM	24	3/8	5/8	7 3/8	5 3/8	2 5/8	2	10 5/8	9	4 3/8
STANDARD	36	5/8	7/8	11	8	4	3	16	13 1/2	6 1/2

COLORS:
 Border and Arrows - BLACK
 Background - WHITE (Refl.)

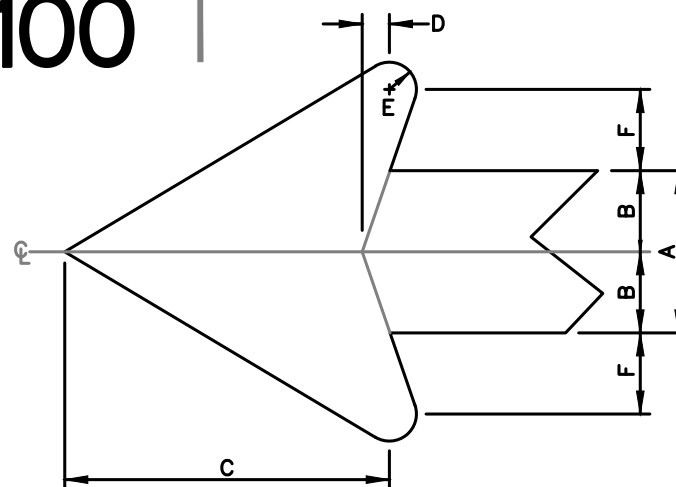
SR3-100



POLICY:
 LANE USE CONTROL SIGNS
 MAY BE USED AT
 SIGNALIZED INTERSECTIONS
 WITH SEPARATE TURN
 PHASES. THESE SIGNS MAY
 ALSO BE USED TO INDICATE
 THE TYPES OF MOVEMENTS
 PERMITTED AT MAJOR
 INTERSECTIONS.

SR3-101

SIZE	DIMENSIONS (INCHES)											
	A	B	C	D	E	F	G	H	J	K	L	M
MINIMUM	24	3/8	5/8	10	1/2	2 5/8	2	8 15/16	4 3/4	6 11/16	3 5/8	5 5/16
STANDARD	36	5/8	7/8	15	3/4	4	3	13 1/4	7	10	5 3/4	8



DIMENSIONS				
B	C	D	E	F
0.500A	2.030A	0.155A	0.200A	0.650A

A = Width of shaft

**STANDARD ARROWHEAD DETAIL
 FOR GUIDE AND REGULATORY SIGNS**

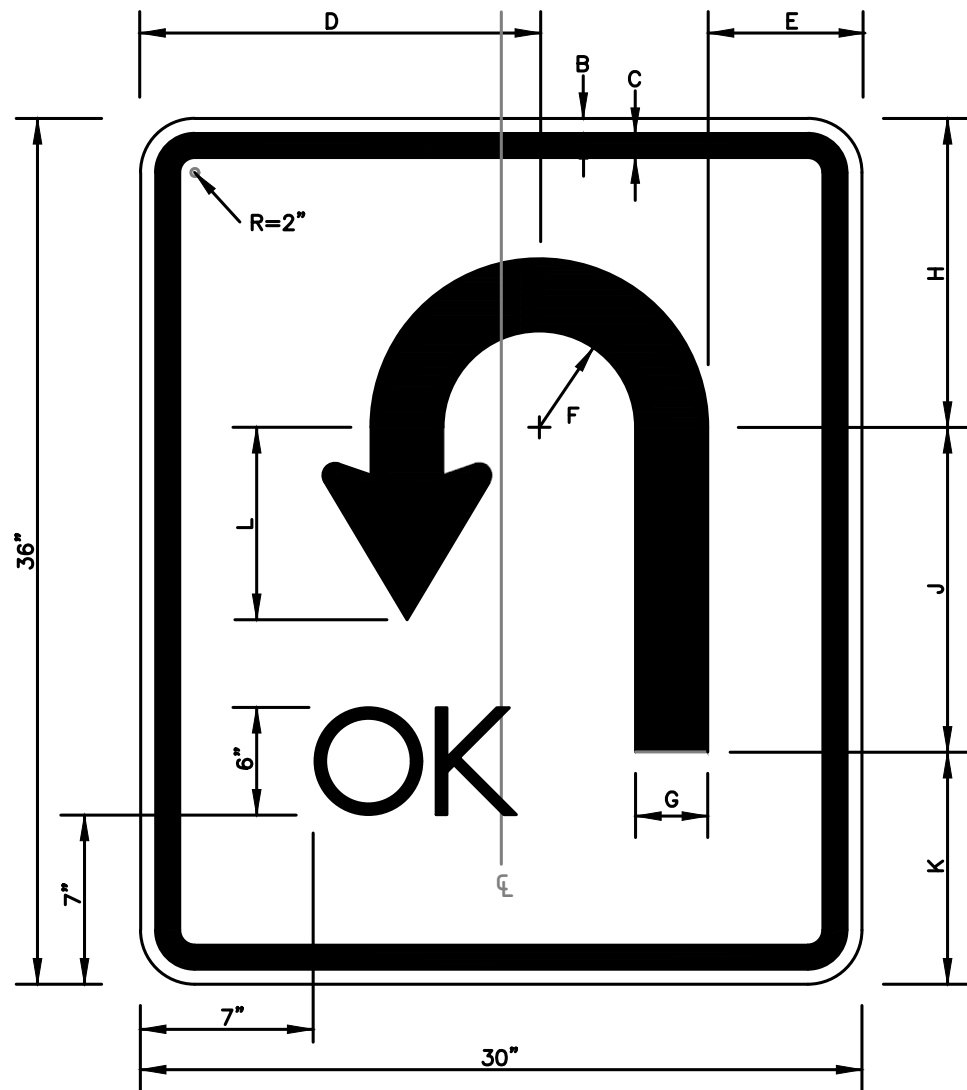
NO.	DATE	BY	DESCRIPTION
• REVISIONS •			

ACHD
 Traffic Engineering Division
 3775 Adams Street Boise, ID 83714
 www.achdidaho.org

• SIGNATURES •	
Scale: NTS	Drawn By: Joshua Seak
Date: 3/6/2016	Design By: Joshua Seak
File: TS-1115.01.DWG	Approved By: Colby GeDeros

• SHEET TITLE •	
Special Sign Details - U Turns	

PROFESSIONAL ENGINEER
 REGISTERED
 STATE OF IDAHO
 12842
 JOSHUA SEAK
 • STANDARD DETAIL NO. •
 TS-1115.01



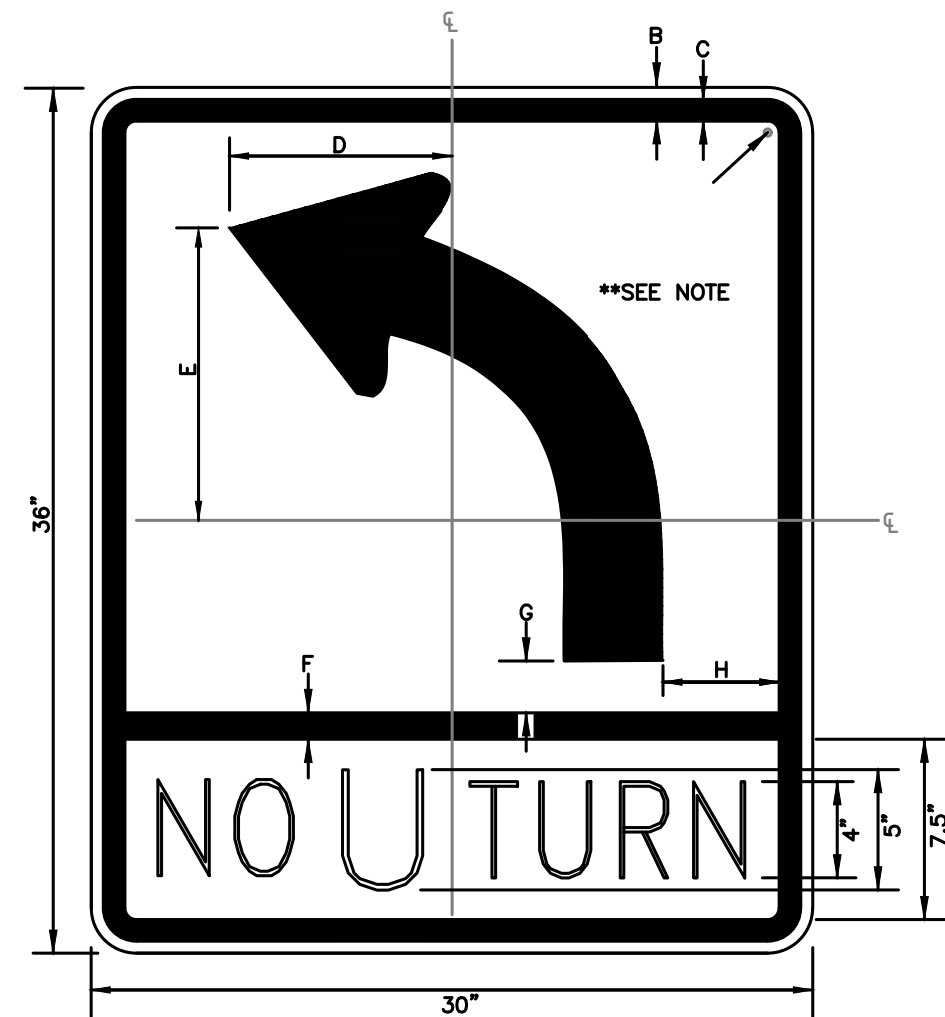
COLORS:
 Border and Legend – BLACK
 Background – WHITE (REFL.)

SIZE	DIMENSIONS (INCHES)					
	B	C	D	E	F	G
STANDARD	0.5	0.75	16.5	6.5	4	3

SIZE	DIMENSIONS (INCHES)				
	H	J	K	L	
STANDARD	13	13.5	9.5	8	

POLICY:
 THE "U-TURN OK" SIGN CAN BE USED AT SIGNALIZED INTERSECTIONS WITH OR WITHOUT FLASHING YELLOW ARROWS TO INFORM MOTORISTS THAT A U-TURN IS PERMISSIBLE FROM THE GIVEN LANE.

SR3-102



COLORS:
 Border and Legend – BLACK
 Background – WHITE (REFL.)

SIZE	DIMENSIONS (INCHES)						
	B	C	D	E	F	G	H
STANDARD	1.25	0.75	9.25	11.25	0.75	2.25	4.75

****REFER TO THE MOST RECENT EDITION OF THE "STANDARD HIGHWAY SIGNS" MANUAL FOR ARROW DIMENSIONS AND DETAILS**

POLICY:
 THE REGULATORY LEFT TURN SIGN WITH SUPPLEMENTAL "NO U TURN" CAN BE USED AT SIGNALIZED INTERSECTIONS WITH OR WITHOUT FLASHING YELLOW ARROWS TO INFORM MOTORISTS THAT A U-TURN IS NOT PERMISSIBLE FROM THE LEFT TURN LANE.

**R3-5L
 (MOD)**

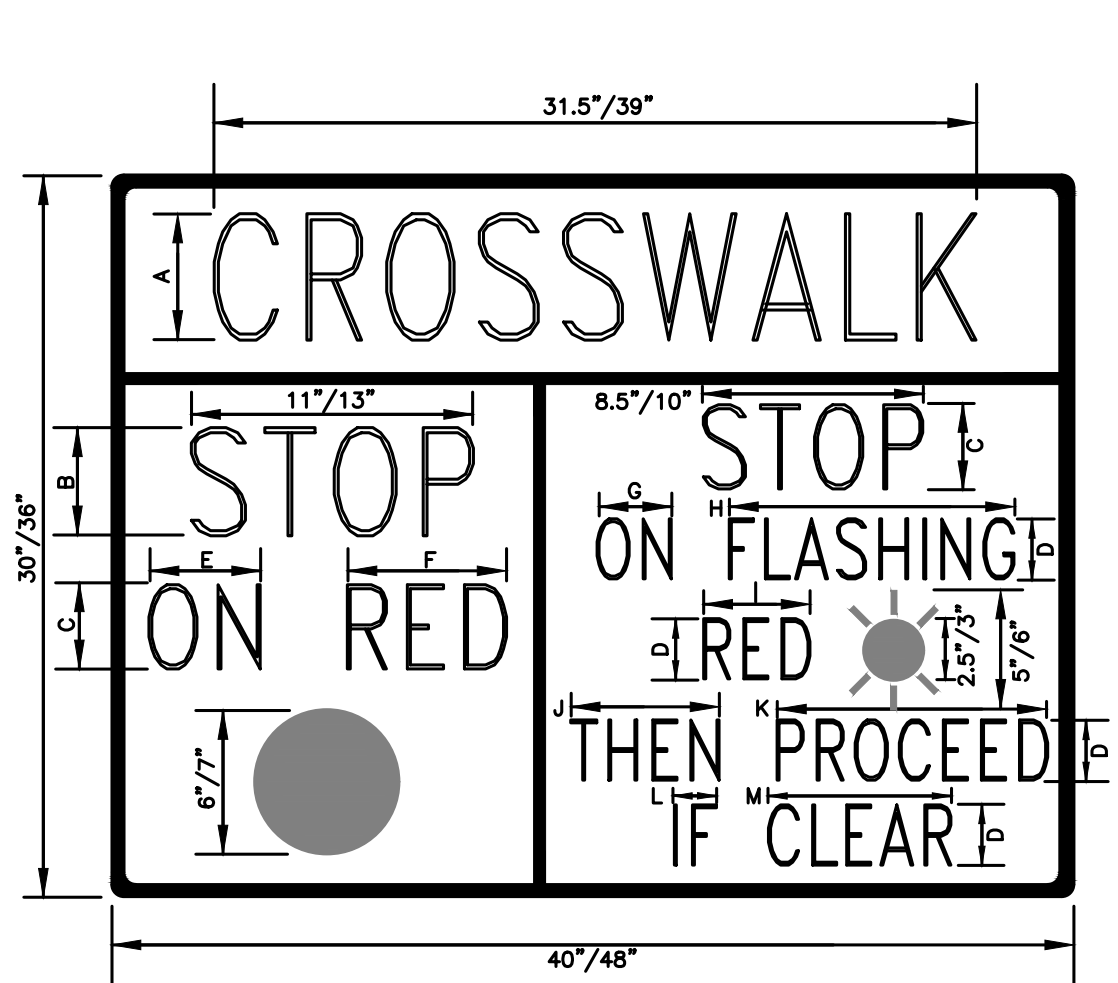
NO.	DATE	BY	DESCRIPTION
• REVISIONS •			

ACHD
 Traffic Engineering Division
 3775 Adams Street Boise, ID 83714
 www.achdidaho.org

• SIGNATURES •	
Scale: NTS	Drawn By: Joshua Seak
Date: 10/17/2012	Design By: Joshua Seak
File: TS-1115.02.DWG	Approved By: Colby GeDeros

• SHEET TITLE •	
Special Sign Details – U Turns	

PROFESSIONAL ENGINEER
 REGISTERED
 12842
 STATE OF IDAHO
 JOSHUA SEAK
 • STANDARD DETAIL NO. •
 TS-1115.02



COLORS:
Border - BLACK

Legend (CROSSWALK) - WHITE (REFL.)
Background (CROSSWALK) - BLACK

Legend (STOP...) - BLACK
Background (STOP...) - WHITE (REFL.)

NOTES:


1. ALL FONTS ARE TO BE HIGHWAY GOTHIC "C".
2. FOR BACKGROUND, MATERIAL IS TO BE WHITE DIAMOND GRADE SHEETING.

SIZE	CORNER RADIUS	DIMENSIONS (INCHES)												
		A	B	C	D	E	F	G	H	I	J	K	L	M
STANDARD	2	5.25	4.5	3.5	2.5	4.5	6.5	3.25	12.5	5	6.5	12	2.25	9.5
LARGE	3	6.25	5.25	4.25	3.25	5.25	7.75	4	15	6	8	14	2.5	11.5

**R10-23
(MOD)**

POLICY:

THE "CROSSWALK STOP ON RED" SIGN SHALL BE USED AT PEDESTRIAN HYBRID BEACONS TO INFORM MOTORISTS THAT THE FLASHING RED INDICATION INDICATES A DRIVER MAY PROCEED IF PEDESTRIANS HAVE COMPLETED CROSSING. THE "LARGE" SIGN SHOULD BE USED IN ALL APPLICATIONS UNLESS OTHERWISE APPROVED BY THE ACHD TRAFFIC ENGINEER.



RIGHT

*Reduce spacing 70%

COLORS:
Border and Legend - BLACK
Background - YELLOW (Refl.)

SIZE	CORNER RADIUS	DIMENSIONS (INCHES)							
		A	B	C	D	E	F	G	
MINIMUM	2.25	36	0.625	0.875	5D	5E	3	1.5	
STANDARD	3	48	0.75	1.25	6D	6E	4	2	

SW-101


POLICY:

THE "THRU TRAFFIC MERGE LEFT (RIGHT)" SIGN SHALL BE USED TO INFORM MOTORISTS THAT THE INSIDE OR OUTSIDE LANE IS BEING DROPPED AND THRU TRAFFIC MUST MERGE TO AVOID BEING TRAPPED IN A MANDATORY EXIT OR TURN LANE.

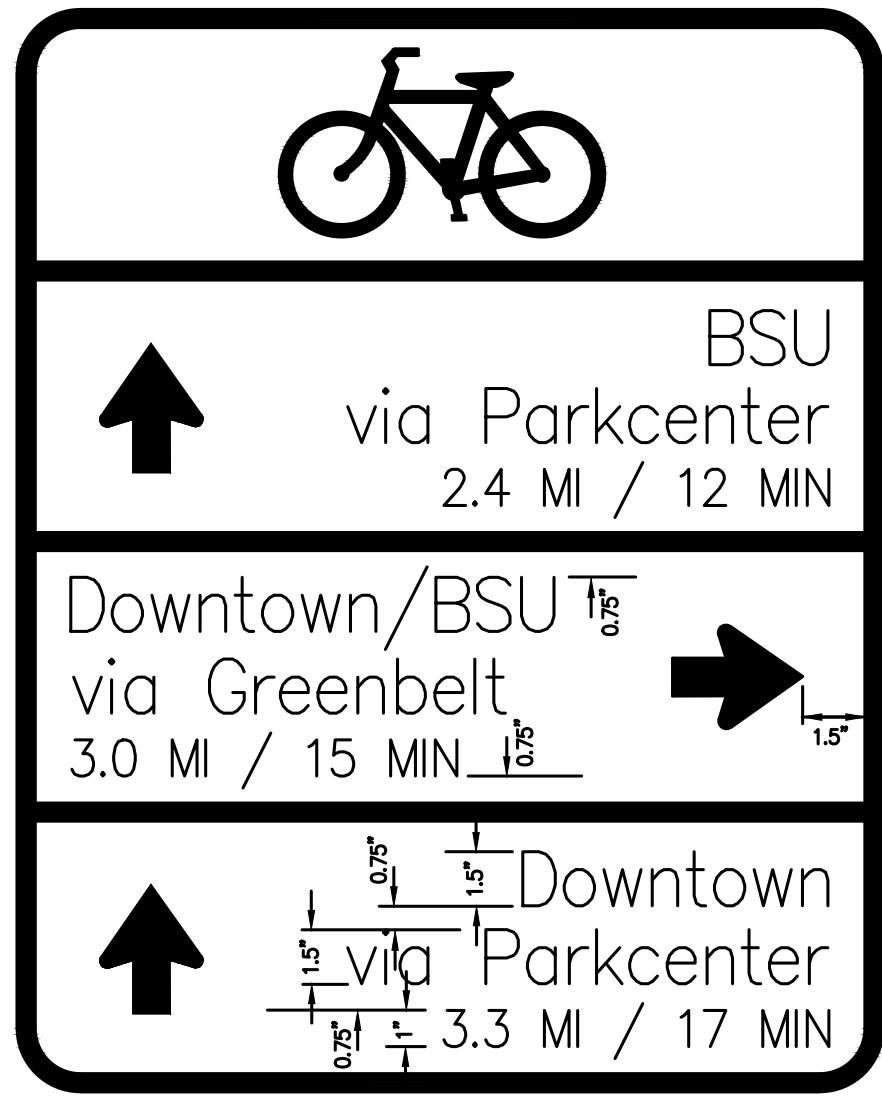
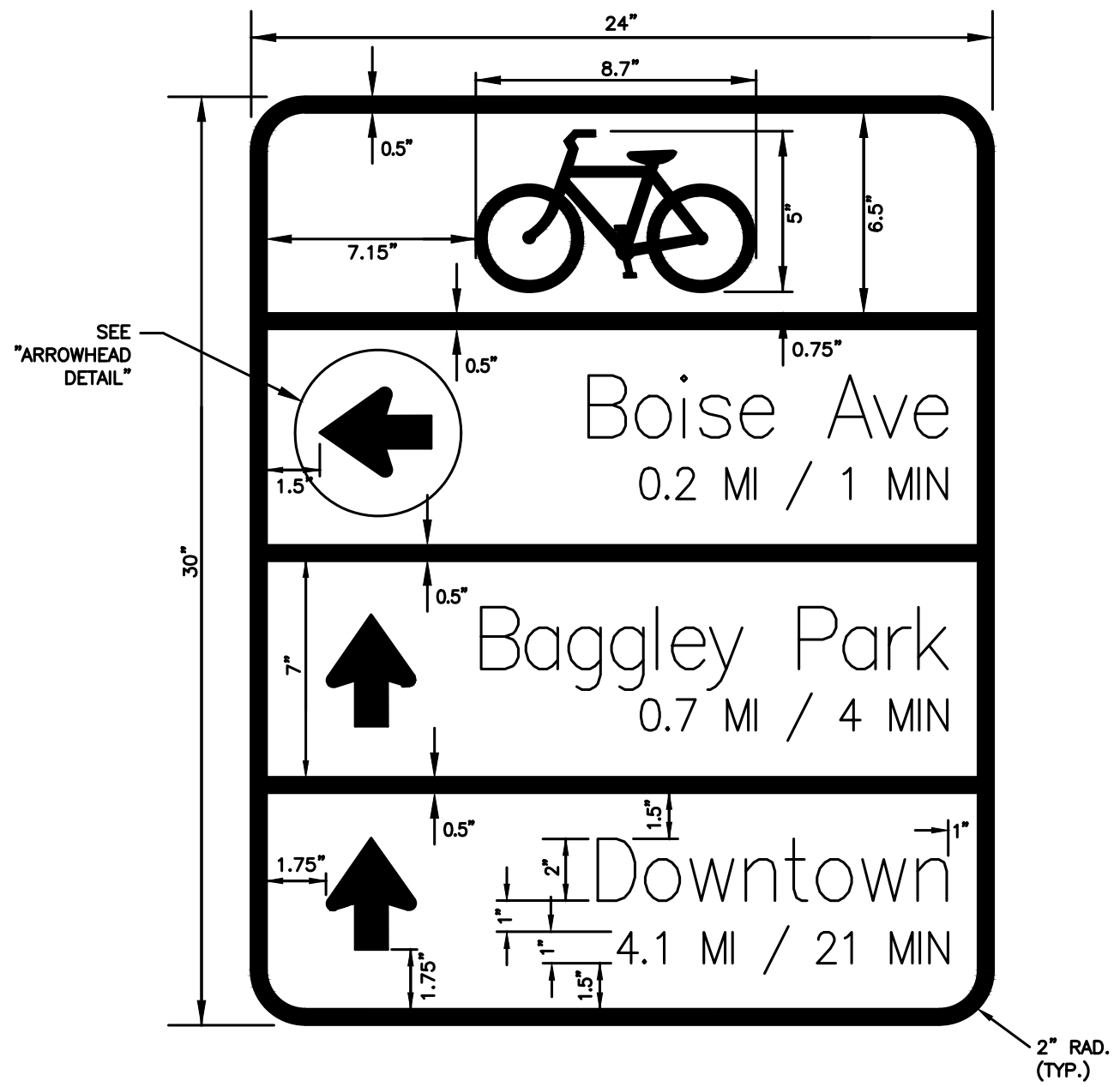
NO.	DATE	BY	DESCRIPTION

ACHD
Traffic Engineering Division

• SIGNATURES •		• SHEET TITLE •	
Scale: NTS	Drawn By: Joshua Seak	Special Sign Details	
Date: 2/28/2011	Design By: Joshua Seak		
File: TS-1115.03.DWG	Approved By: Colby GeDeros		



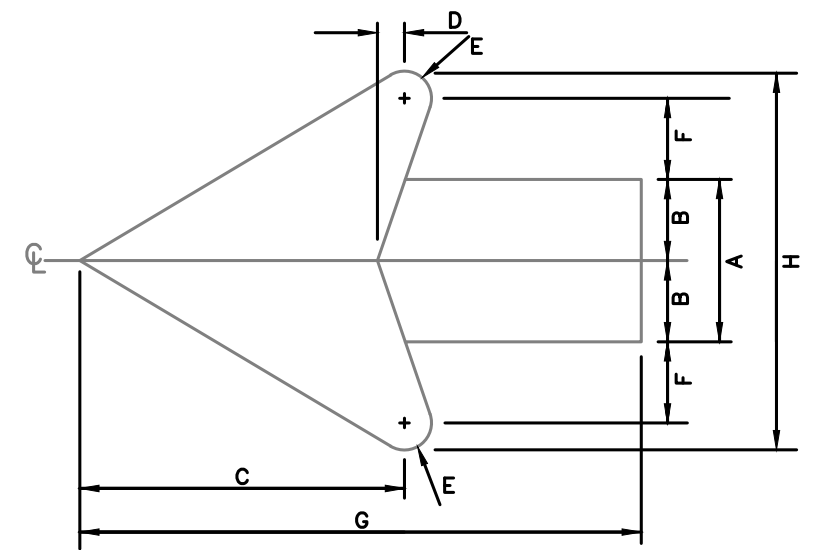
STANDARD DETAIL NO. TS-1115.03



COLORS:
 Border - WHITE
 Legend - WHITE
 Background - GREEN

GUIDANCE:
 BICYCLE WAYFINDING SIGNS ARE USED TO GUIDE CYCLISTS ON ROADWAYS THAT ARE GENERALLY CONDUCTIVE TO ACCOMMODATING BICYCLE TRAFFIC. ROUTES MAY HAVE BIKE LANES, HAVE RELATIVELY LOW TRAFFIC VOLUMES OR USE NEIGHBORHOOD STREETS. TYPICAL DESTINATIONS INCLUDE SCHOOLS, COMMUNITY FACILITIES (SUCH AS PARKS) AND GOVERNMENT BUILDINGS.

- NOTES:**
- ALL FONTS ARE TO BE FHWA HWY GOTHIC, SERIES B. FHWA HWY GOTHIC, SERIES A, MAY BE USED TO FIT ALL LETTERING IN THE APPROPRIATE SPACE, IF NEEDED.
 - FOR BACKGROUND, MATERIAL SHALL BE TYPE III OR TYPE IV HIGH INTENSITY PRISMATIC SHEETING, CONFORMING TO THE MOST RECENTLY ADOPTED VERSION OF ASTM D4956.
 - MAX. NUMBER OF LETTERS PER DESTINATION:
 ONE LINE OF TEXT: 14
 TWO LINES OF TEXT: 18



DIMENSIONS			
A	B	C	D
1.10"	0.55"	2.25"	0.17"
E	F	G	H
0.22"	0.72"	3.5"	3.0"


ARROWHEAD DETAIL

NO.	DATE	BY	DESCRIPTION
• REVISIONS •			

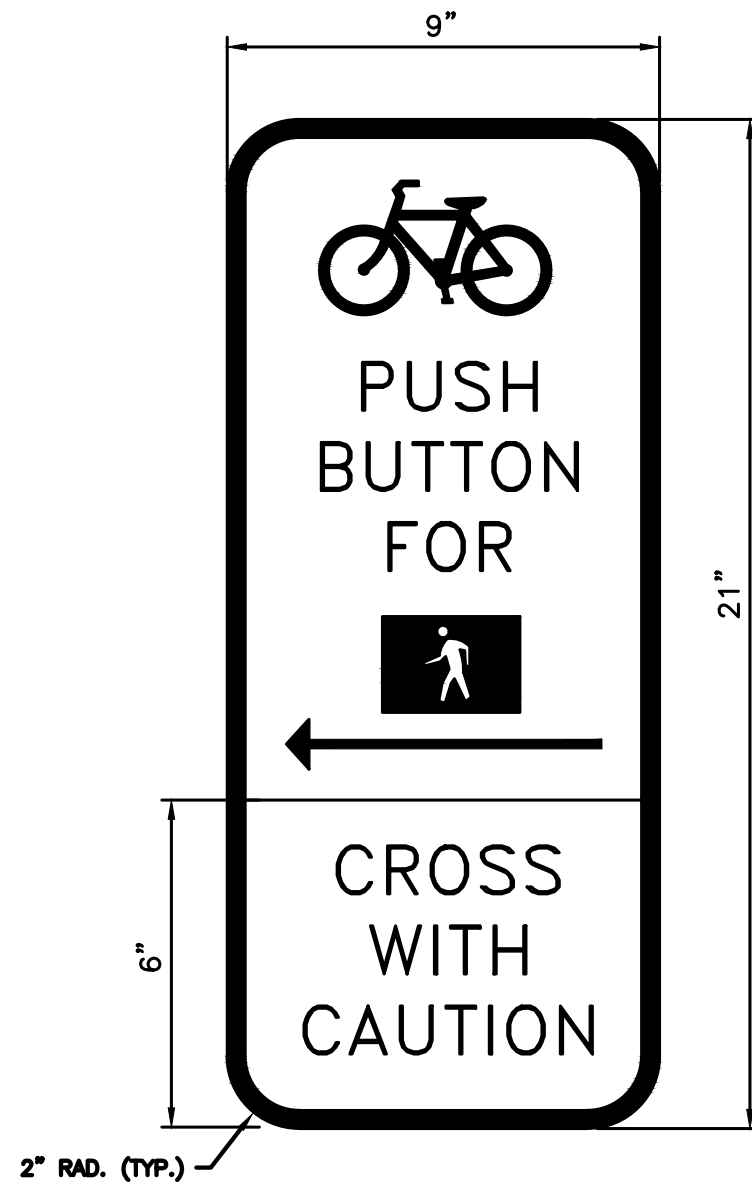


• SIGNATURES •	
Scale: NTS	Drawn By: Joshua Seak
Date: 3/5/2013	Design By: Joshua Seak
File: TS-1115.04.DWG	Approved By: Colby GeDeros

• SHEET TITLE •	
Special Sign Details - Bicycle Wayfinding Signs	



• STANDARD DETAIL NO. •
 TS-1115.04




COLORS:
 Border – BLACK

TOP:
 Legend – BLACK
 Background – WHITE

BOTTOM:
 Legend – BLACK
 Background – YELLOW

R10-24 (MOD)

POLICY:
 THE "[BIKES] PUSH BUTTON FOR [WALK] / CROSS WITH CAUTION" SIGN SHALL BE USED SPECIFICALLY FOR BIKE PUSH BUTTONS AT PEDESTRIAN HYBRID BEACONS (PHBs) TO INFORM CYCLISTS THAT THE FLASHING RED INDICATION HAS BEEN ACTIVATED FOR CROSS TRAFFIC.



COLORS:
 Border – BLACK


TOP:
 Legend – BLACK
 Background – WHITE

BOTTOM:
 Legend – BLACK
 Background – YELLOW

R10-25 (MOD)


POLICY:
 THE "[BIKES] PUSH FOR WARNING LIGHTS / CROSS WITH CAUTION" SIGN SHALL BE USED SPECIFICALLY FOR BIKE PUSH BUTTONS AT RECTANGULAR RAPID FLASHING BEACONS (RRFBs) TO INFORM CYCLISTS THAT THE YELLOW FLASHING INDICATIONS HAVE BEEN ACTIVATED FOR CROSS TRAFFIC.

NO.	DATE	BY	DESCRIPTION



• SIGNATURES •	
Scale: NTS	Drawn By: Joshua Seak
Date: 2/28/2022	Design By: Joshua Seak
File: TS-1115.05.DWG	Approved By: Colby GeDeros

• SHEET TITLE •
 Special Sign Details – Bike Push Buttons



• STANDARD DETAIL NO. •
 TS-1115.05