



# **Temporary Sign Placement in Work Zones**

**Providing safe accommodations for pedestrians and bicyclists  
in and around work zones.**



ROAD

WORK

AHEAD



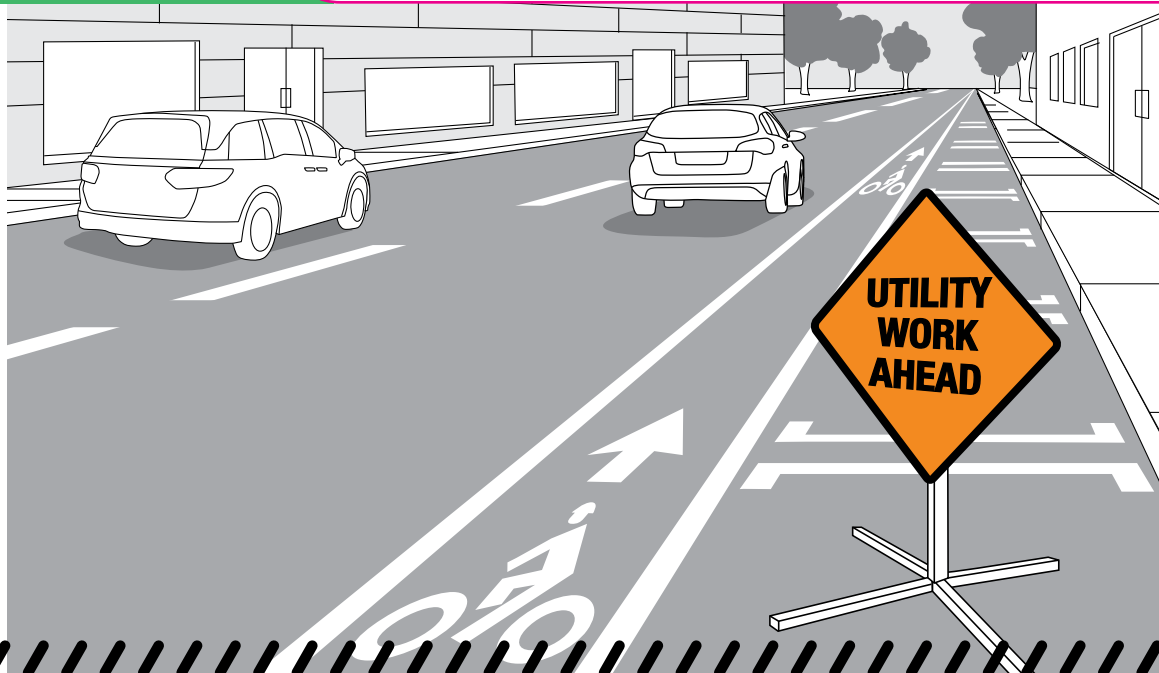
# Preferred placement of work zone signs

PREFERRED SIGN PLACEMENT

# PREFERRED SIGN PLACEMENT


## Parking area

Signs placed in marked parking areas may be subject to the review and approval of the city agency.



## **Landscaped area or planter strip**

Signs may be placed in landscaped areas or planter strips adjacent to the street as long as signs are visible to roadway users.







# Signs in Bike Lanes

**If a planter strip or on-street parking is not available for sign placement, signs may be placed in bike lanes with ACHD approval.**

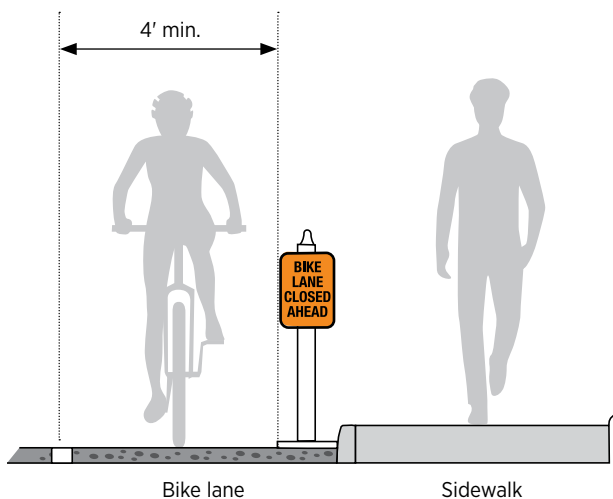
**SIGNS IN BIKE LANES**

## SIGNS IN BIKE LANES

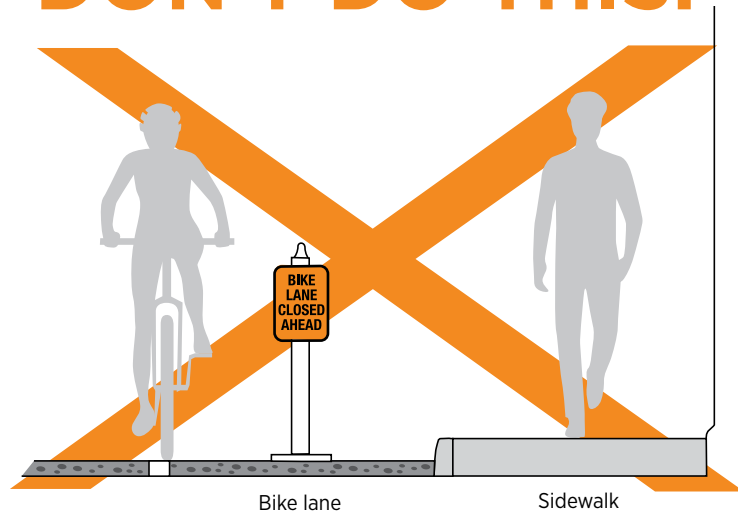
Leave at least four feet of bicycle lane open, measuring from the center of the bicycle lane stripe to the edge of sign or sign base, whichever is wider.



# DO THIS:



# DON'T DO THIS:





WHM  
NORSE  
STARTUP WEEK





# Signs on the Sidewalks

**If a planter strip or on-street parking is not available for sign placement, signs may be placed on sidewalks with ACHD approval.**

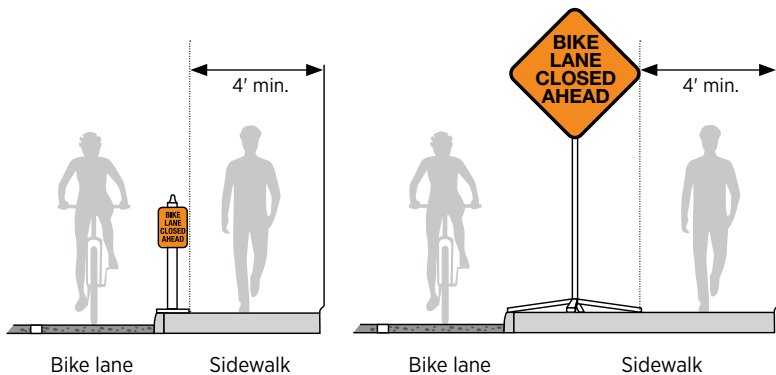
**SIGNS ON THE SIDEWALKS**

## SIGNS ON THE SIDEWALKS

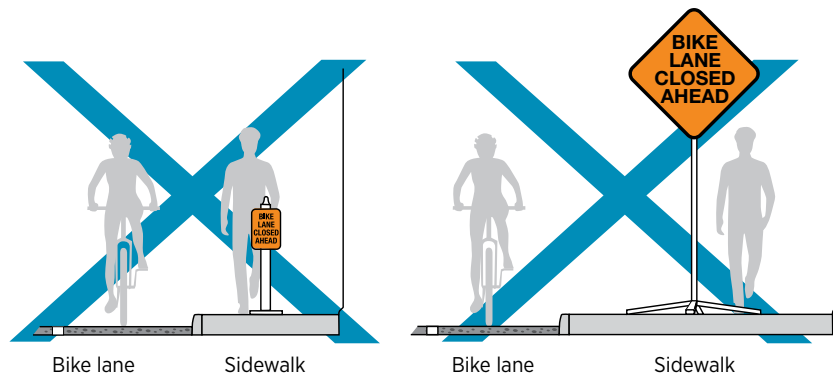
Maintain a minimum of four feet of sidewalk, as measured from the edge of sidewalk to the edge of sign or sign base, whichever is wider.



# DO THIS:



# DON'T DO THIS:








# No Sign Zones

NO SIGN ZONES

## NO SIGN ZONES

### **Crosswalks are “no sign” zones!**

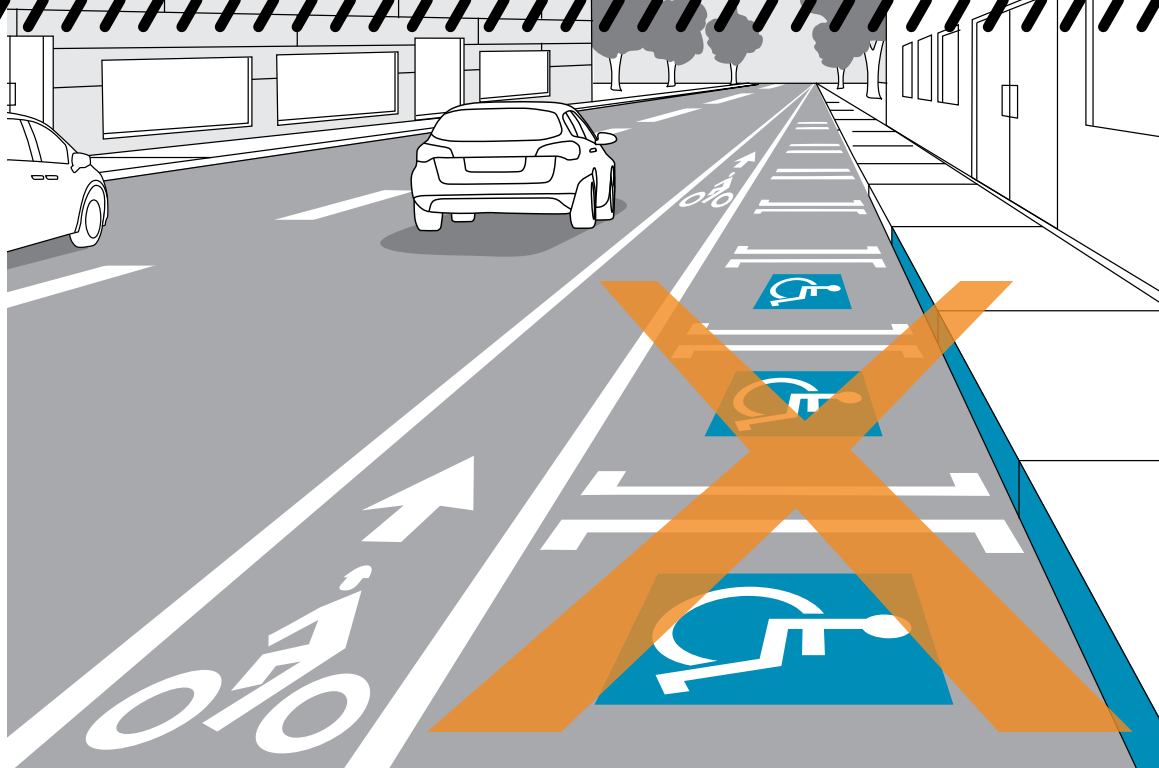
Even when there aren't crosswalk markings present, signs should never be placed in pedestrian crossing areas.





## Accessible parking areas are “no sign” zones

Signs should never be placed in accessible parking areas or on the adjacent sidewalk.



**(208) 387-6100**

**[www.achdidaho.org](http://www.achdidaho.org)**

**For questions, please contact the ACHD inspector.**

